VOLA S21V, S42V, 2600, 2700V, 2800V, 2900

Fitting instruction
Montageanleitung
Monteringsvejledning
Monteringsvägledning
Montage hanleiding
Manuel de montage

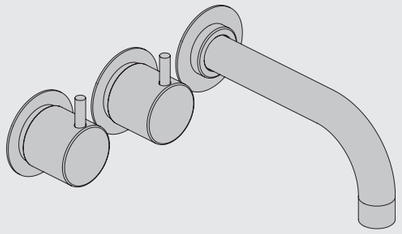

www.vola.com

vola

2600_V4 40998509
17-08-2022

5 705230 291628

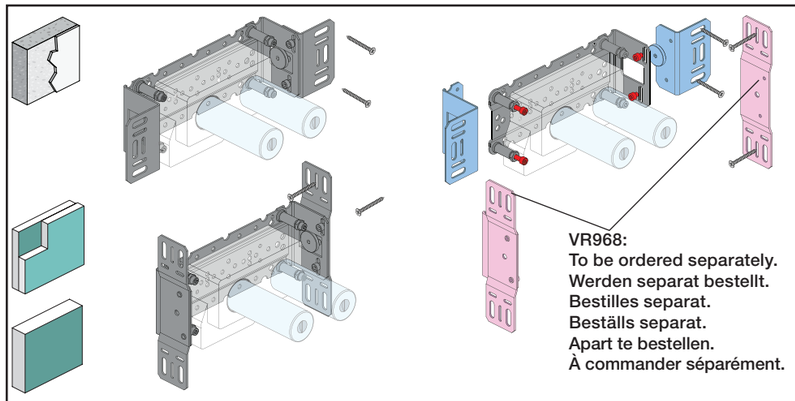

A

Max.: 10 Bar/145 psi

Max. 65°C, 150°F

Data, l/min. / (Gpm) 3 Bar/43.5 Psi:

B

Check the local legislation.
Bitte die örtlichen Vorschriften überprüfen.
Tjek de lokale regler.
Kontrollera lokala föreskrifter
Nazitten lokale regelgeving.
Vérifiez la législation locale.

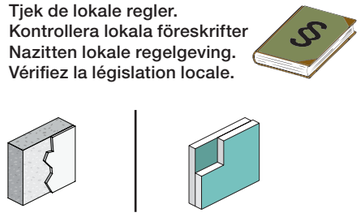



C

DE:
Bitte separat beiliegende Anleitung für die Schallentkopplung VR972 beachten

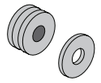

D

Box till inbyggnadsblandare.
Boks til indbygningsblander.
Laatikko seinäasenteiselle sekoittajalle.

Ingår inte i leveransen, köps separat.
Ikke inkludert, kjøpes separat.
Eivät sisälly tilaukseen, ostettava erikseen.

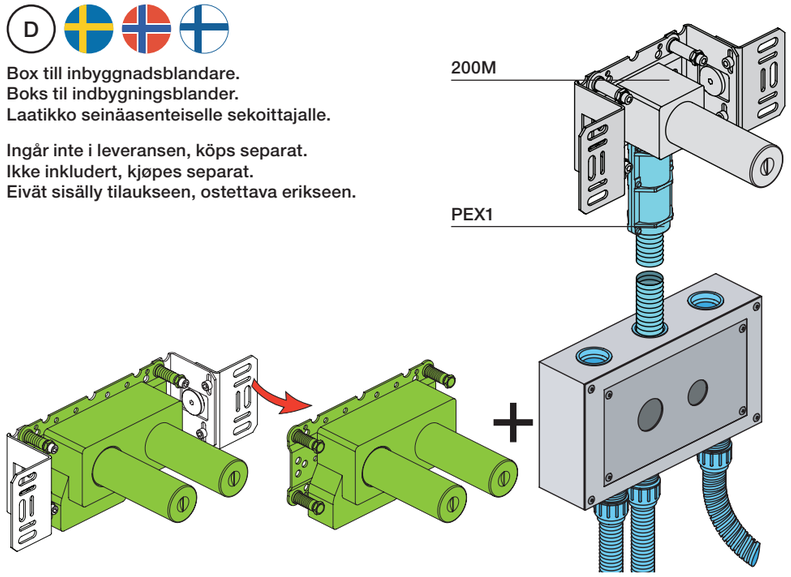

Extension
Verlängerung
Forlængerdele
Förlängning
Aanpassing
Modification

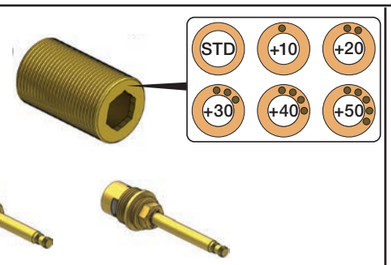

Extension, retrofit
Verlängerung, nachträglicher Einbau
Forlængerdele, eftermontering
Förlängning, eftermontering
Aanpassing na montage
Modification aprés installation

T Min. 3 mm
Max 65 mm

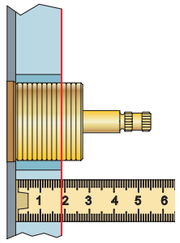

Y Min. 48 mm
Max. 110 mm

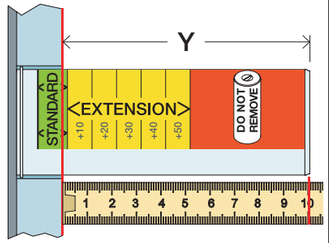

X 52 - 0 mm

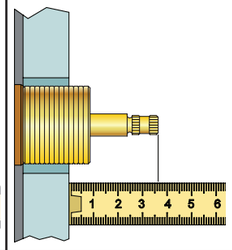

X -15 - 0 mm

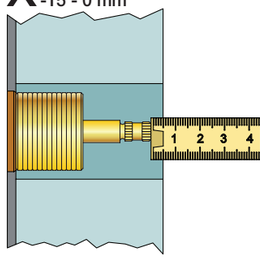

	T	Y	VR699/VR2019
	5 - 15 mm	110 - 98 mm	Std.
	15 - 25 mm	98 - 88 mm	+10
	25 - 35 mm	88 - 78 mm	+20
	35 - 45 mm	78 - 68 mm	+30
	45 - 55 mm	68 - 58 mm	+40
	55 - 65 mm	58 - 48 mm	+50

	X	VR699/VR2019
	40 - 52 mm	Std.
	30 - 40 mm	+10
	20 - 30 mm	+20
	10 - 20 mm	+30
	0 - 10 mm	+40
	-10 - 0 mm	+50

Fitting of extension
Montage von verlängerung
Montering af forlængerdele
Montering av förlängning
Montage van de verlengstukken
Montage des rallonges

VR699+



VR2019+, VR2119+

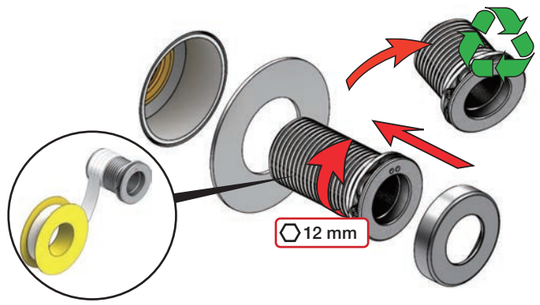

vola.com	L	L1	L2	H	H1	D
S21V	276 mm 10 7/8"	160 mm 6 1/4"	168 mm 6 5/8"	95 mm 3 3/4"	186 mm 7 3/8"	70 mm 2 3/4"
S42V, 2700V, 2900	377 mm 14 3/4"	264 mm 10"	268 mm 10"			
2600	475 mm 18 3/4"	359 mm 14"	367 mm 14 1/2"			
2800V	552 mm 21 3/4"	439 mm 17"	447 mm 17 5/8"			

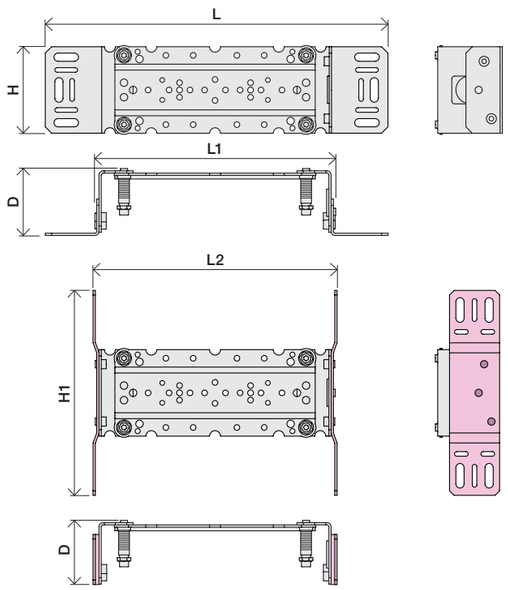

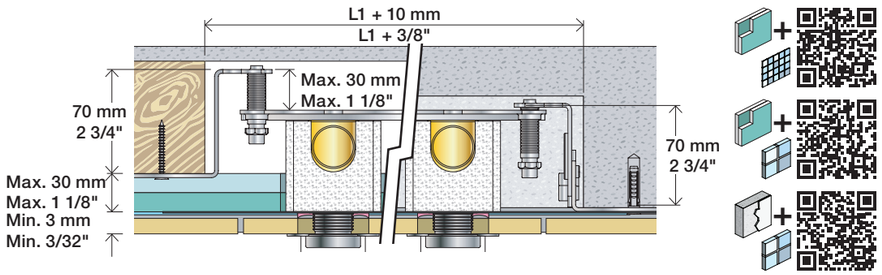

2x13 mm

Lightweight wall
Leichtwand
Let væg

Lätta konstruktion
Holle wandconstructie
Construction légère

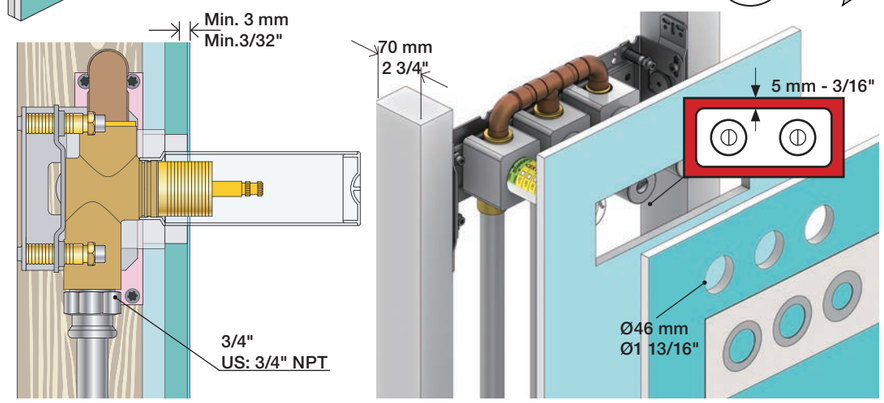

1x15 mm
1x18 mm
1x20 mm

Lightweight wall
Leichtwand
Let væg

Lätta konstruktion
Holle wandconstructie
Construction légère

2x13 mm

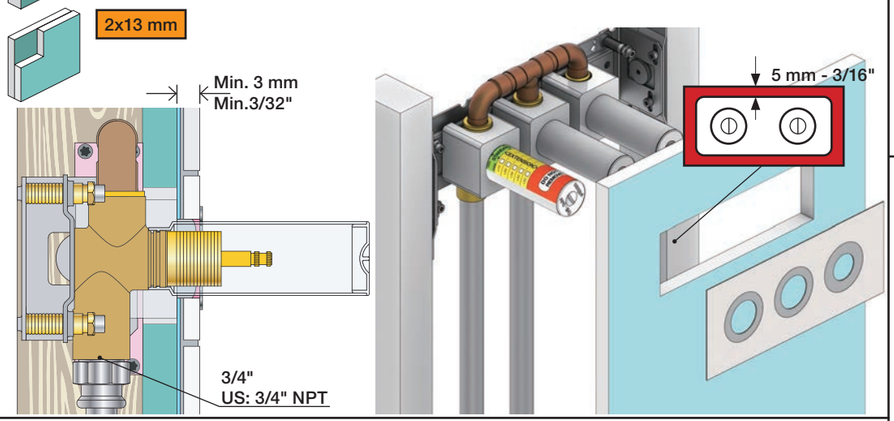

Masonry
Mauerwerk
Murværk

Murverk
Massieve wand
Mur Plein

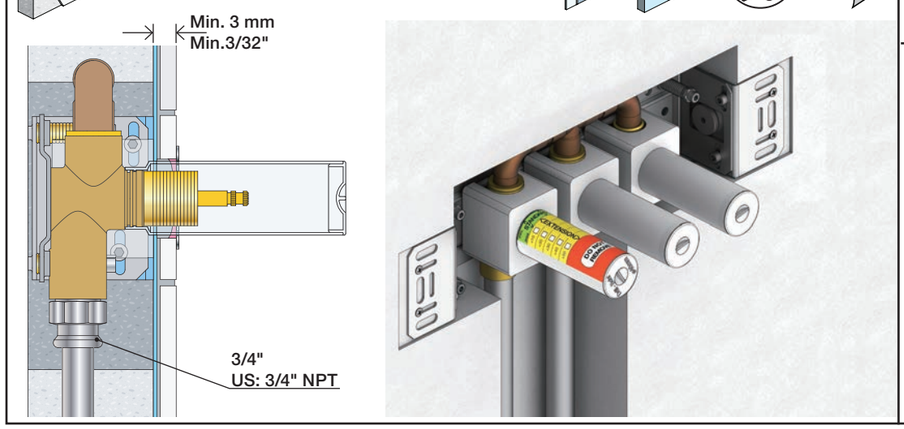

1

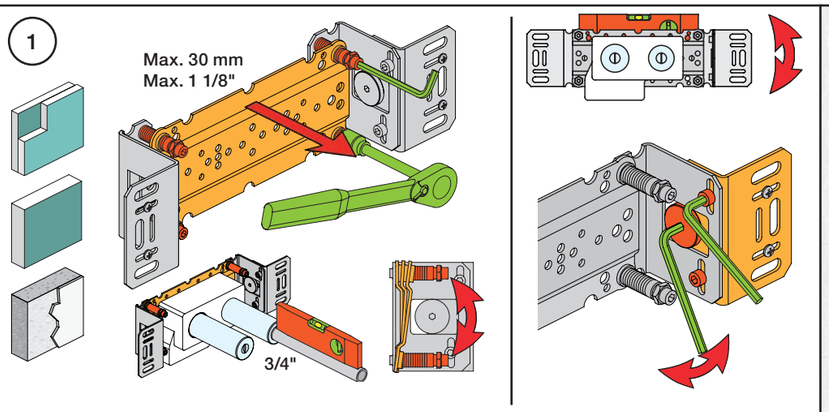

2

Test Pressure
Prüfdruck
testtryk
Test tryck
Test druk
test de pression

Check the local legislation.
Bitte die örtlichen Vorschriften überprüfen.
Tjek de lokale regler.
Kontrollera lokala föreskrifter.
Nazitten lokale regelgeving.
Vérifiez la législation locale.

! Water - Wasser - Vand - Vatten - Water - L´eau

! MAX 1 Minute - Minut - Minuut !

1. MAX. 16 Bar 232 Psi

2. MAX. 4 Bar 58 Psi

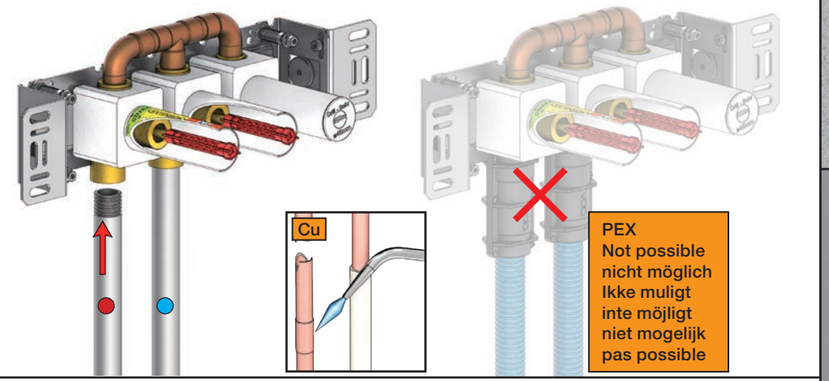

3

Flush installation
Installation Spülen
Skyl installation
Skölj installation
Kraan doorspoelen
Rincer l'installation

VR969



4G

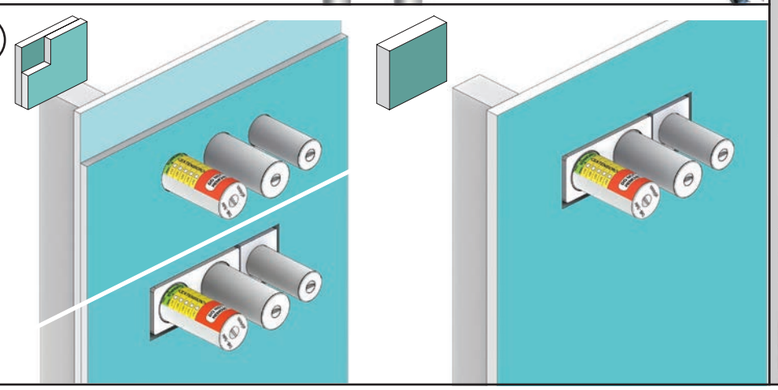

4M

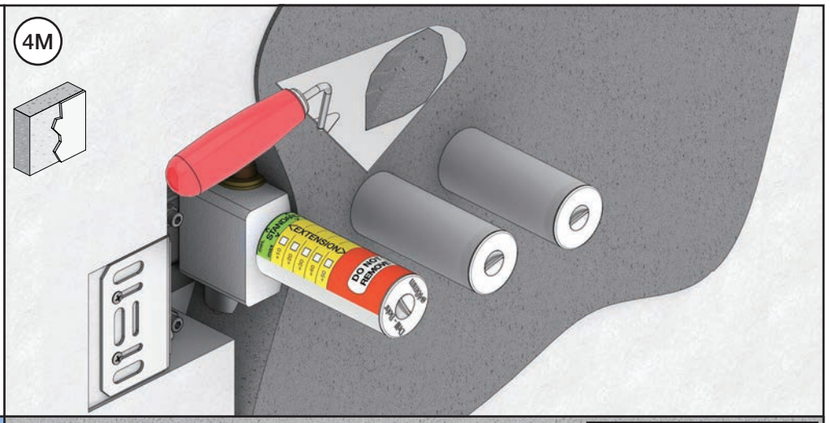

5

Without membrane
Ohne Membran
Uden membran

Zonder membran
Sans Membrane imperable
Uten membran

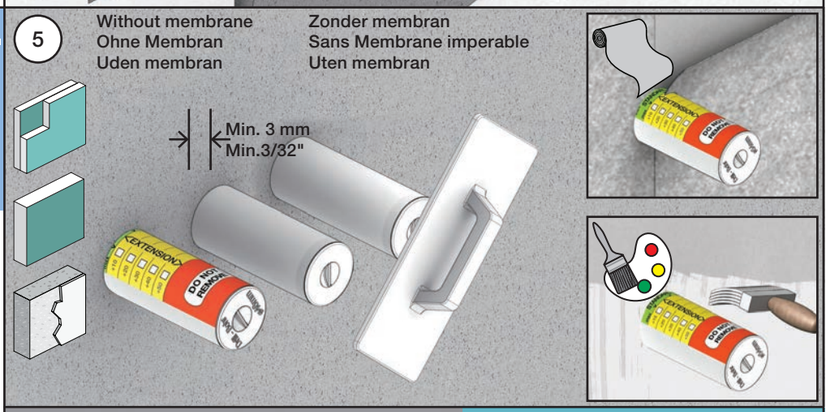

6

Waterproof membrane
Wasserdichte Membran
Vandtæt membran

Vattentät membran
Waterdicht membran
Membrane imperable

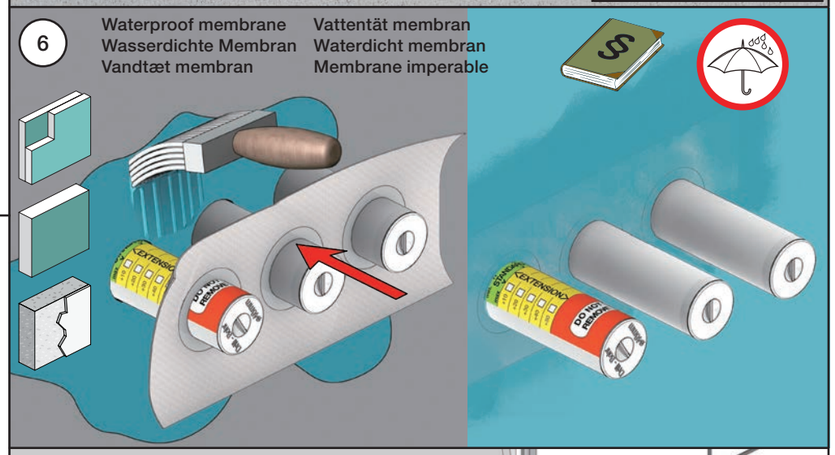

7

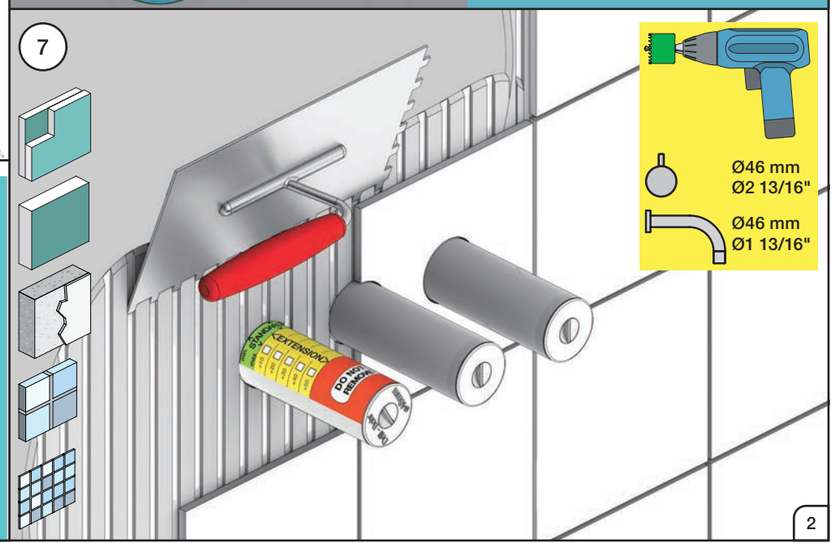

S21V

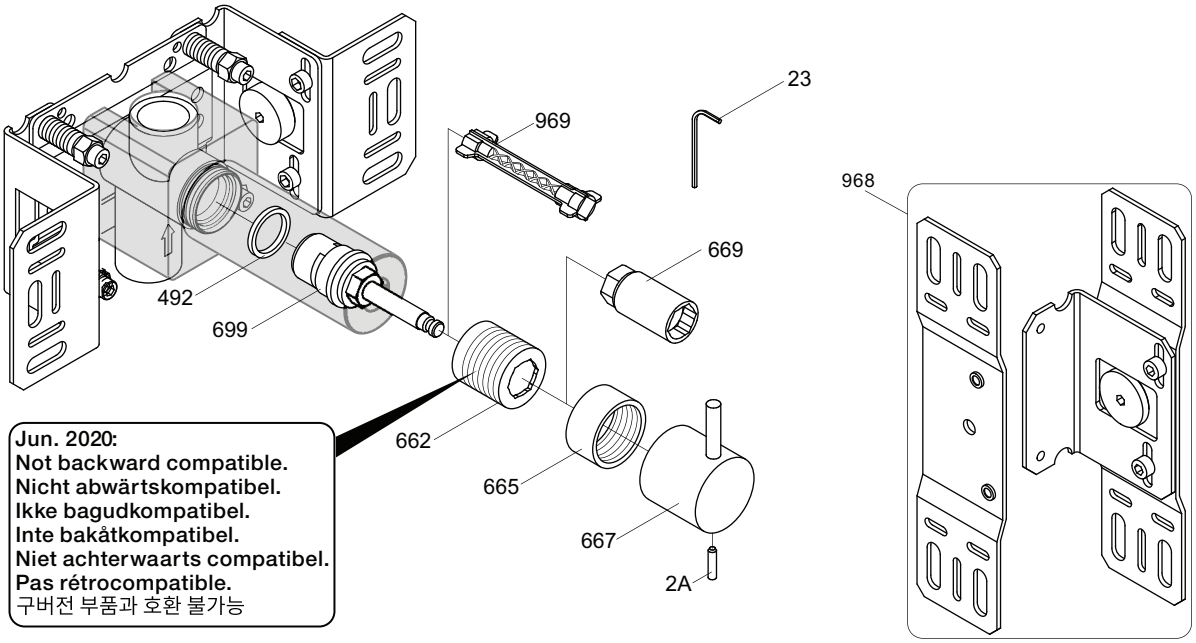

Jun. 2020:
Not backward compatible.
Nicht abwärtskompatibel.
Ikke bagudkompatibel.
Inte bakåtkompatibel.
Niet achterwaarts compatibel.
Pas rétrocompatible.
구버전 부품과 호환 불가능

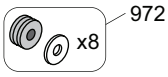

NR17:	VR2A, VR23, VR665, VR667
VR699K:	VR23, VR492, VR669, VR699
VR699K+:	VR23, VR492, VR662+, VR669, VR699+

S21V	S42V	2600	2900
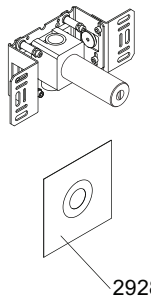	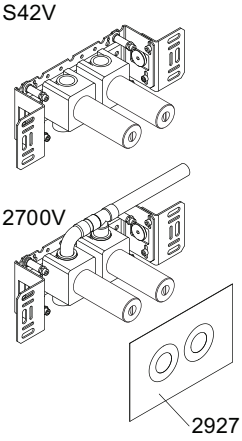	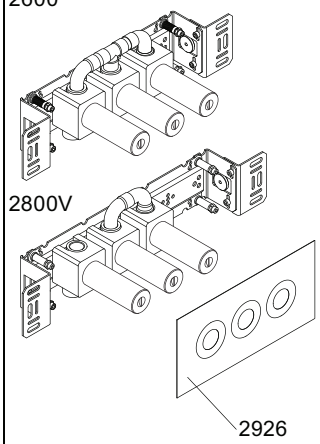	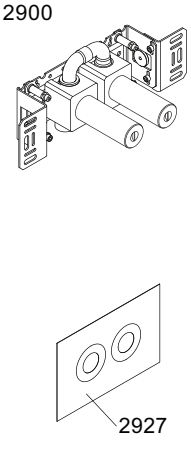
-	1034	003K	002
001G	2 x 001G	001, 2 x 001G	001, 001G

vola
Lunavej 2
DK-8700 Horsens
Tlf : + 45 7023 5500
sales@vola.com
www.vola.com

VOLA 2600
2700V, 2800V, 2900
S21V, S42V

Date
May. 22

Rev.
3

Sheet
SB 58