VOLA 4300, 4800, 4900, 4900VS, 4900VSX

Fitting instruction
Montageanleitung
Monteringsvejledning
Monteringsvägledning
Montage hanleiding
Manuel de montage

CE

GODKENDT TIL DRIKKEVAND

04/00305 - 4300+4800
04/00302 - 4900

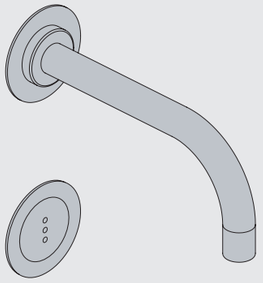

www.vola.com

vola

mnt_4900_V3_40998511
27-11-2023

5 705230 292519

vola.com	L	L1	L2	H	H1	D
4300	377 mm 14 3/4"	260 mm 10"	268 mm 10 1/2"	95 mm 3 3/4"	186 mm 7 3/8"	70 mm 2 3/4"
4800	475 mm 19 1/2"	355 mm 14"	367 mm 14 1/2"			
4900	552 mm 23"	435 mm 17"	447 mm 17 5/8"			
4900VS, 4900VSX	377 mm 14 3/4"	260 mm 10"	268 mm 10 1/2"	214 mm 8 1/4"		

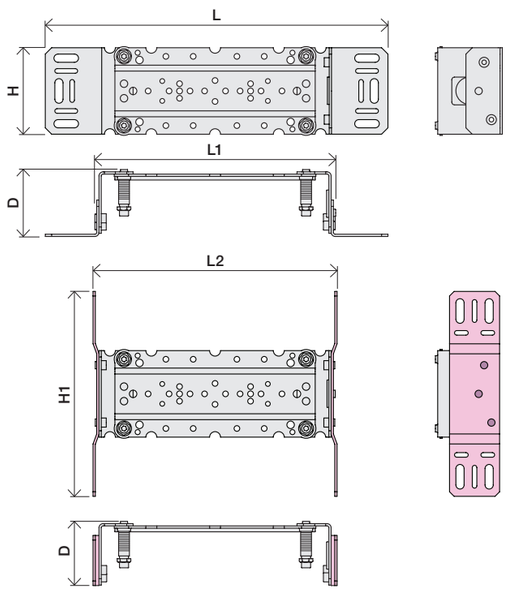

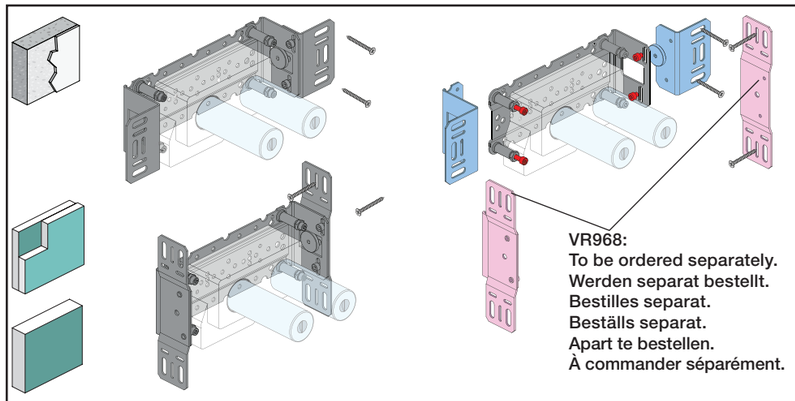

VR968:
To be ordered separately.
Werden separat bestellt.
Bestilles separat.
Beställs separat.
Apart te bestellen.
À commander séparément.

(A) Data, 3 Bar/43.5 Psi:

	l/min.	Gal/min.
4300:	30.0	7.9
4800:	30.0	7.9
4900:	18.3	4.8

Max. 65°C, 150°F

Max.: 10 Bar/145 psi

(B) Check the local legislation.
Bitte die örtlichen Vorschriften überprüfen.
Tjek de lokale regler.
Kontrollera lokala föreskrifter
Nazitten lokale regelgeving.
Vérifiez la législation locale.



(C) DE:
Bitte separat beiliegende Anleitung für die Schalldämpfer VR1249 beachten

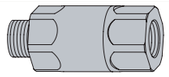

DE:
Bitte separat beiliegende Anleitung für die Schallentkopplung VR972 beachten

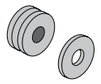

(D) Cabling
Verkabelung
Kabelføring
Kabeldragning
Bekabeling
Câblage
2

= Ø10 - 1/2"

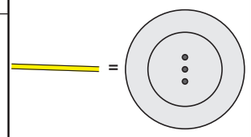

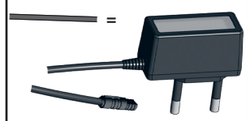

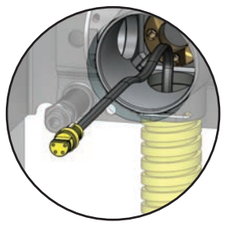

4300/4800:

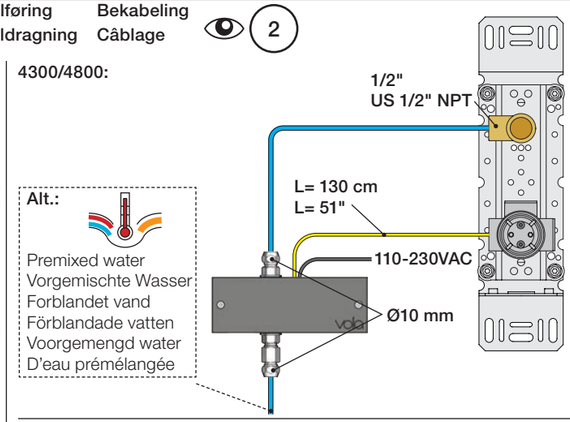

4900:

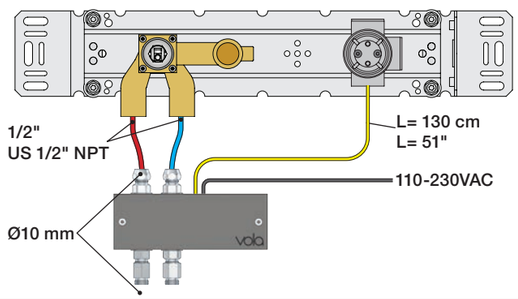

Extension
Verlängerung
Forlængerdele
Förlängning
Aanpassing
Modification

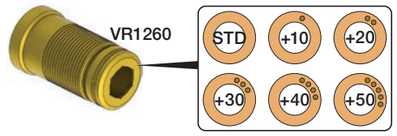

T Min. 15 mm
Max 65 mm

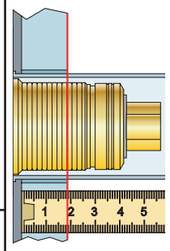

Y Min. 48 mm
Max. 110 mm

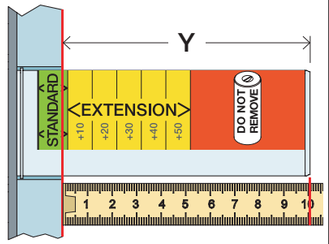

Extension, retrofit
Verlängerung, nachträglicher Einbau
Forlængerdele, eftermontering
Förlängning, eftermontering
Aanpassing na montage
Modification aprés installation

X 52 - 0 mm

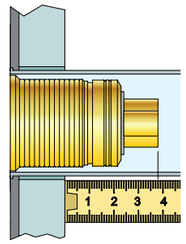

X -15 - 0 mm

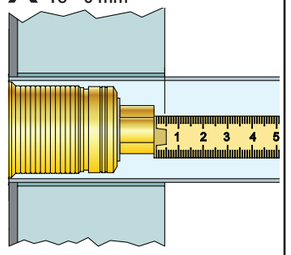

	T	Y	VR1260/VR2019	VR513A
	3 - 15 mm	110 - 98 mm	Std.	Std.
	15 - 25 mm	98 - 88 mm	+10	x1
	25 - 35 mm	88 - 78 mm	+20	
	35 - 45 mm	78 - 68 mm	+30	x2
	45 - 55 mm	68 - 58 mm	+40	
	55 - 65 mm	58 - 48 mm	+50	x3

	X	VR1260/VR2019	VR513A
	40 - 52 mm	Std.	Std.
	30 - 40 mm	+10	x1
	20 - 30 mm	+20	
	10 - 20 mm	+30	x2
	0 - 10 mm	+40	
	-10 - 0 mm	+50	x3

Fitting of extension
Montage von verlängerung
Montering af forlængerdele
Montering av förlängning
Montage van de verlengstukken
Montage des rallonges

VR1260+



VR2019+

VR513A



M5x25 - M5X35
(Tx25)

VR513A

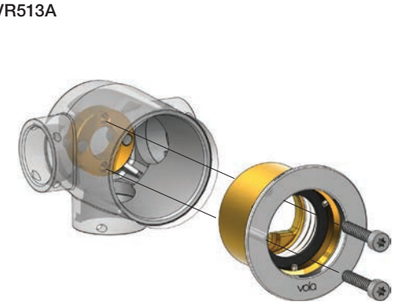

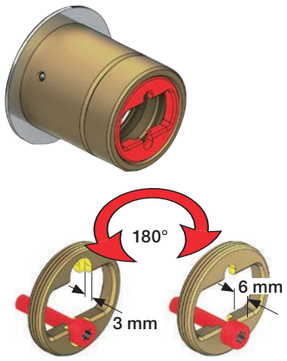

A: 10 - 20 mm = M5x25
A: 20 - 29 mm = M5x35

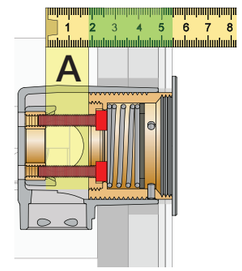

Box till inbyggnadsblandare.
Boks til indbygningsblander.
Laatikko seinäasenteiselle sekoittajalle.

Ingår inte i leveransen, köps separat.
Ikke inkludert, kjøpes separat.
Eivät sisälly tilaukseen, ostettava erikseen.

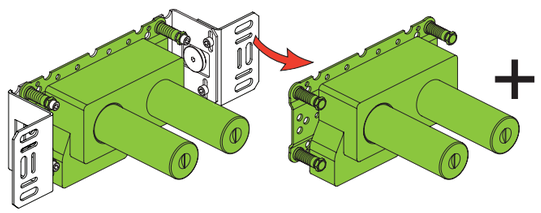

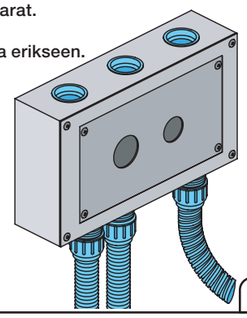

VOLA A/S • Lunavej 2 • DK-8700 Horsens • Tel. +45 7023 5500 • sales@vola.dk • www.vola.com

vola

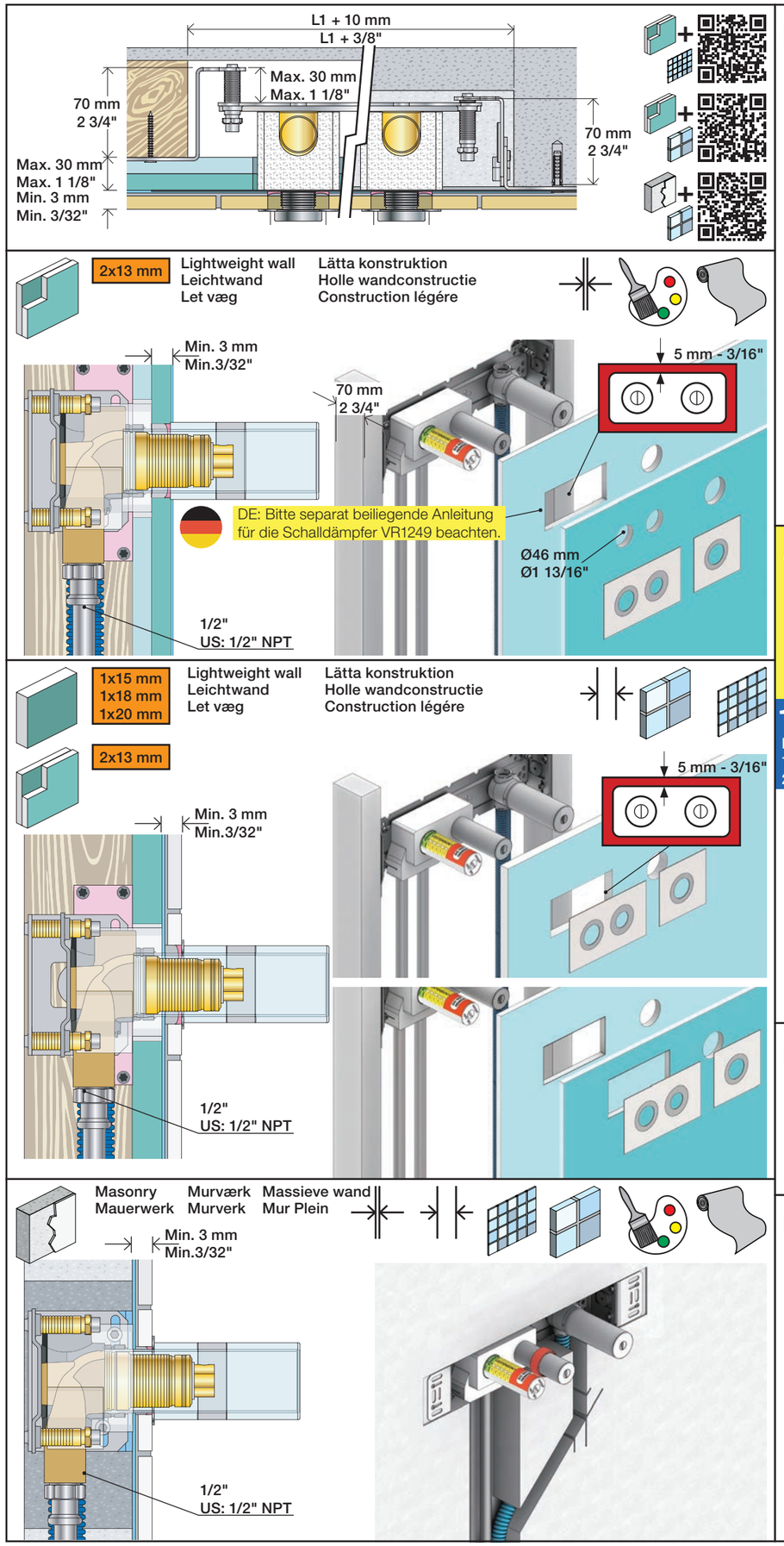
L1 + 10 mm
L1 + 3/8"
Max. 30 mm
Max. 1 1/8"
70 mm
2 3/4"
Max. 30 mm
Max. 1 1/8"
Min. 3 mm
Min. 3/32"
70 mm
2 3/4"
2x13 mm
Lightweight wall
Leichtwand
Let væg
Lätta konstruktion
Holle wandconstructie
Construction légére
Min. 3 mm
Min.3/32"
70 mm
2 3/4"
5 mm - 3/16"
DE: Bitte separat beiliegende Anleitung
für die Schalldämpfer VR1249 beachten.
Ø46 mm
Ø1 13/16"
1/2"
US: 1/2" NPT
1x15 mm
1x18 mm
1x20 mm
Lightweight wall
Leichtwand
Let væg
Lätta konstruktion
Holle wandconstructie
Construction légére
2x13 mm
Min. 3 mm
Min.3/32"
5 mm - 3/16"
1/2"
US: 1/2" NPT
Masonry
Mauerwerk
Murværk
Murverk
Massieve wand
Mur Plein
Min. 3 mm
Min.3/32"
1/2"
US: 1/2" NPT

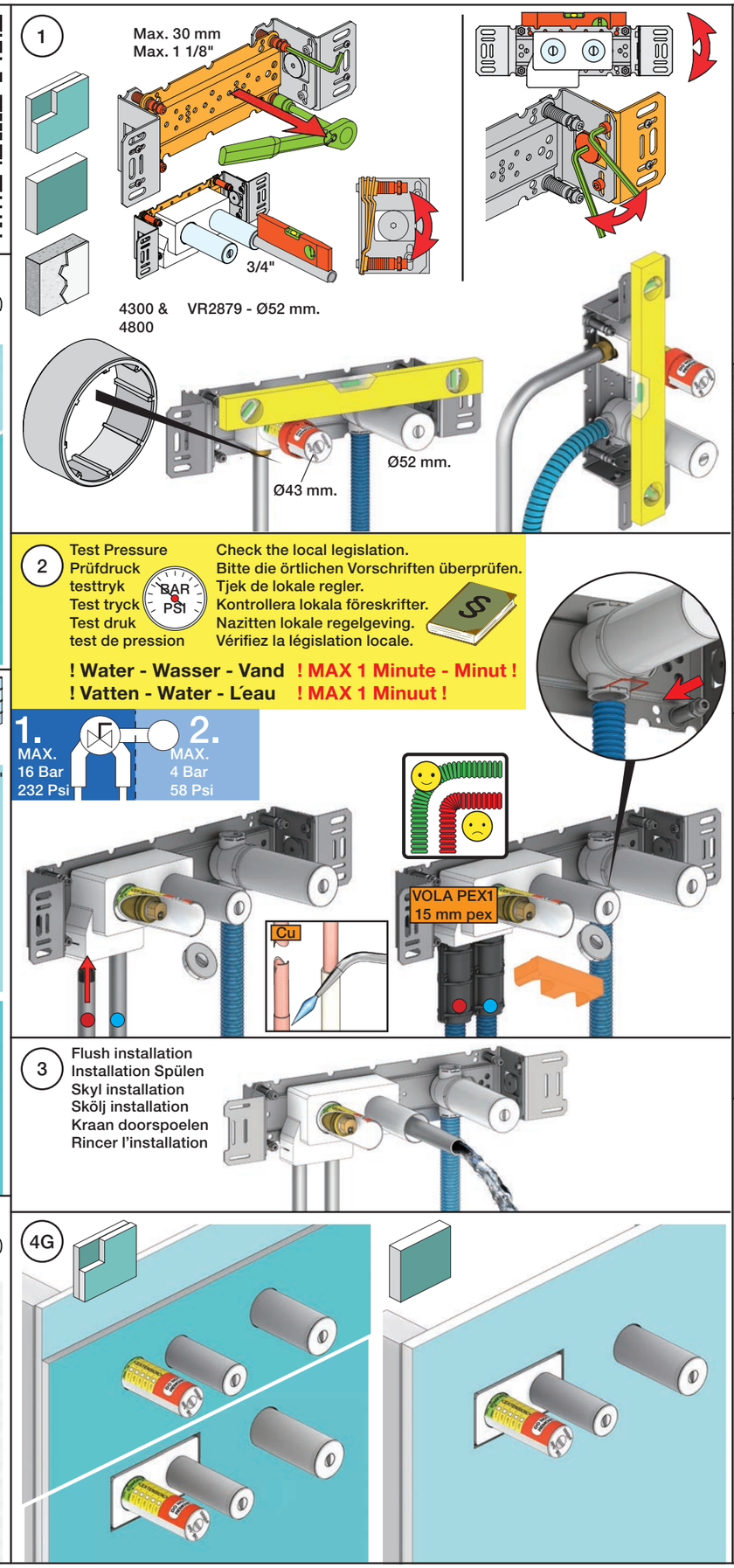
1
Max. 30 mm
Max. 1 1/8"
3/4"
4300 &
4800
VR2879 - Ø52 mm.
Ø52 mm.
Ø43 mm.
2
Test Pressure
Prüfdruck
testtryk
Test tryck
Test druk
test de pression
BAR
PSI
Check the local legislation.
Bitte die örtlichen Vorschriften überprüfen.
Tjek de lokale regler.
Kontrollera lokala föreskrifter.
Nazitten lokale regelgeving.
Vérifiez la législation locale.
! Water - Wasser - Vand
! Vatten - Water - L'eau
! MAX 1 Minute - Minut !
! MAX 1 Minuut !
1.
MAX.
16 Bar
232 Psi
2.
MAX.
4 Bar
58 Psi
Cu
VOLA PEX1
15 mm pex
3
Flush installation
Installation Spülen
Skyl installation
Skölj installation
Kraan doorspoelen
Rincer l'installation
4G

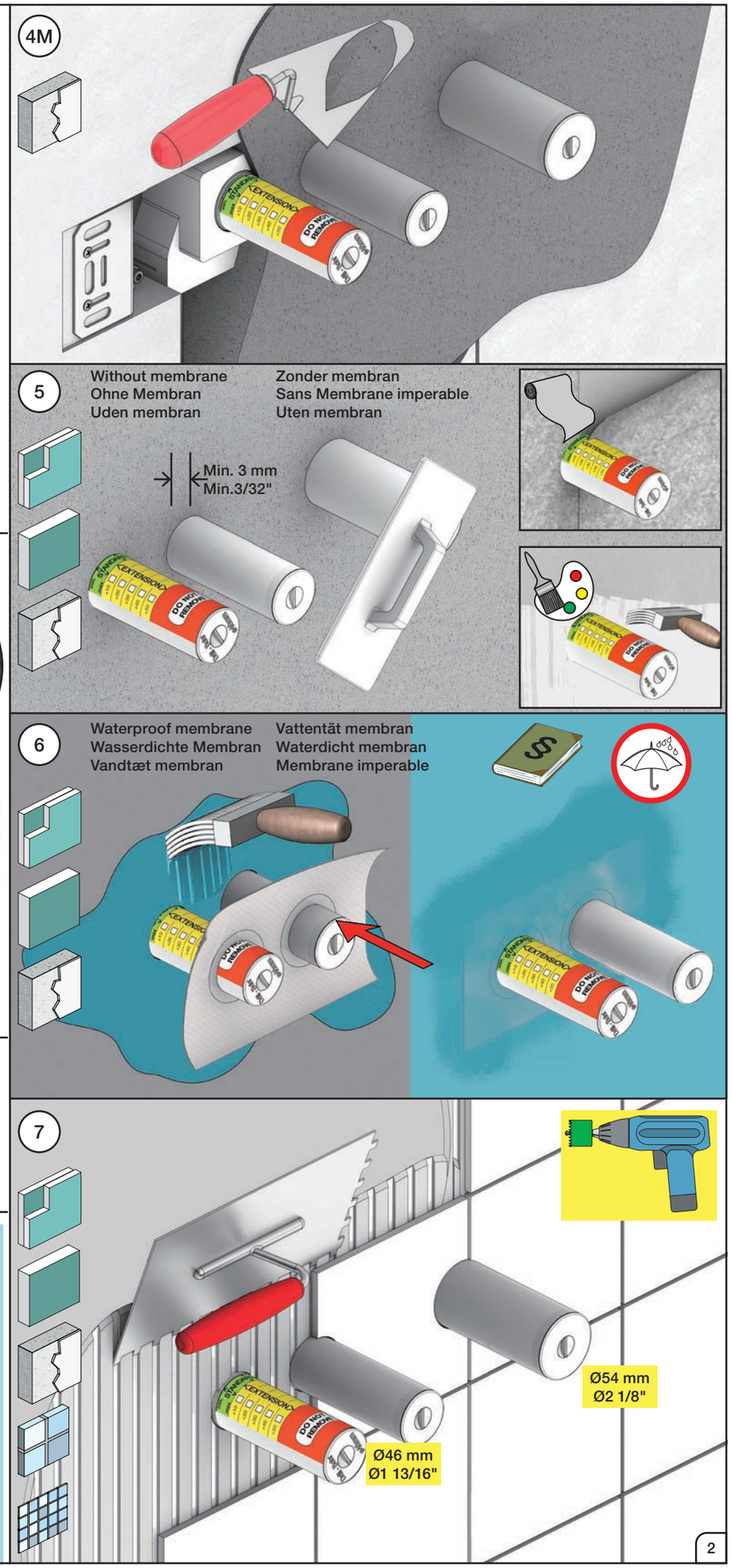
4M
5
Without membrane
Ohne Membran
Uden membran
Zonder membran
Sans Membrane imperable
Uten membran
Min. 3 mm
Min.3/32"
6
Waterproof membrane
Wasserdichte Membran
Vandtæt membran
Vattentät membran
Waterdicht membran
Membrane imperable
7
Ø54 mm
Ø2 1/8"
Ø46 mm
Ø1 13/16"

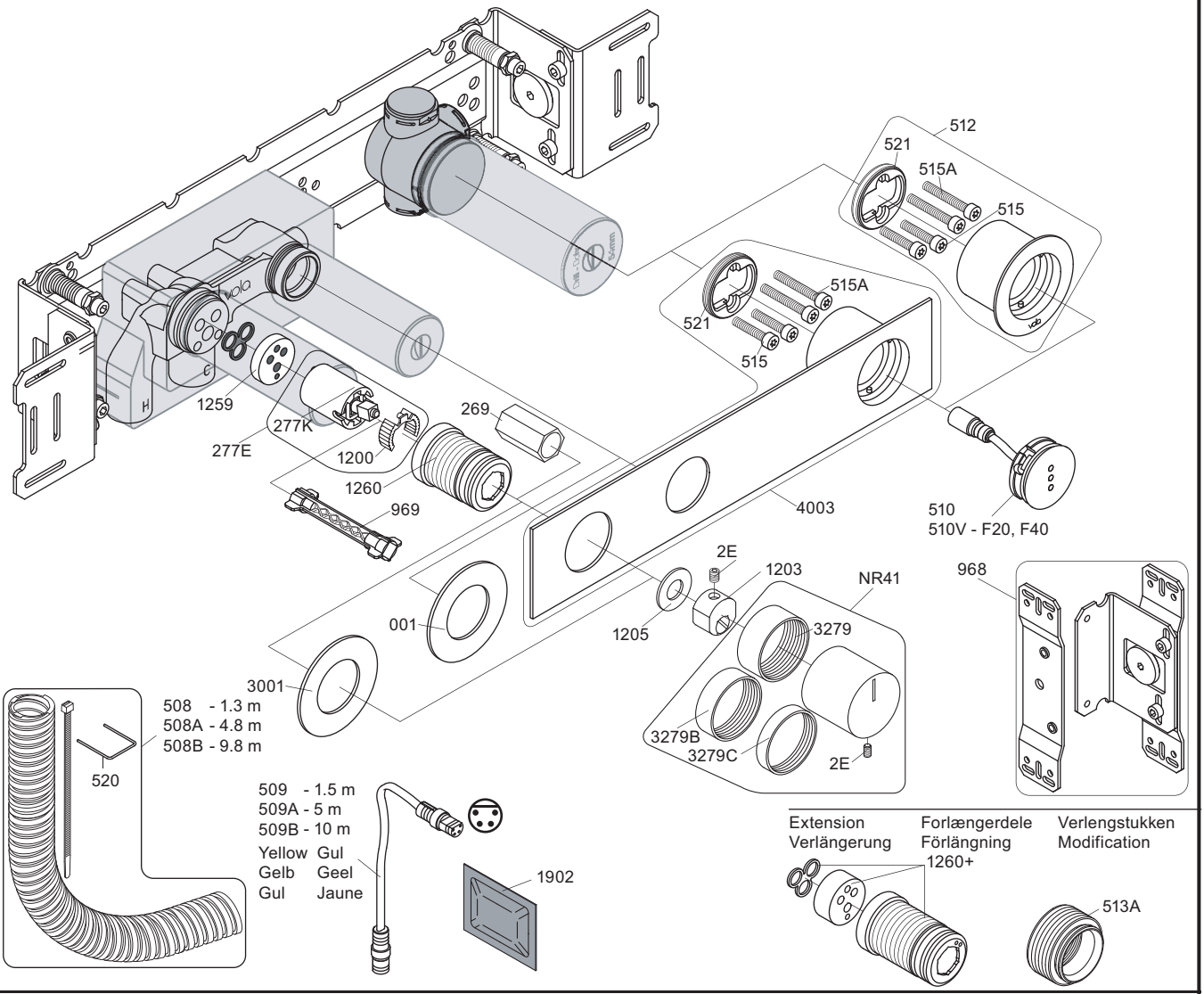

NR12A:	VR2E, VR1202A
VR277E:	VR277, VR1200
VR512:	2xVR515, 2xVR515A, VR521
VR4003:	2xVR515, 2xVR515A, VR521

4900

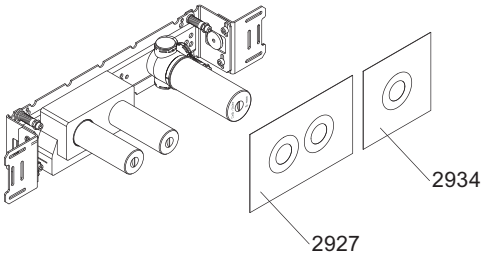

4900VS, 4900VSX

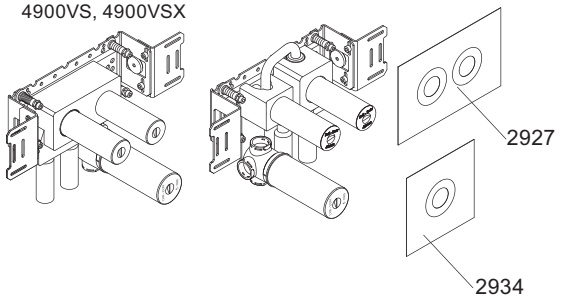

4003

-

3001, 001, 512

3001, 001, 512

vola
Lunavej 2
DK-8700 Horsens
Tlf : + 45 7023 5500
sales@vola.com
www.vola.com

VOLA 4900
4900VS, 4900VSX

Date
Apr. 21

Rev.
2

Sheet
SB 40.49