VOLA 5100, 5100X, 5200V, 5300
VOLA 5400DV, 5400V, 5400NV & A3/A4
VOLA 5400TV, 5400FV, 5400RV & A3/A4
VOLA 5600V & A3/A4

Fitting instruction
Montageanleitung
Monteringsvejledning
Monteringsvägledning
Montage hanleiding
Manuel de montage

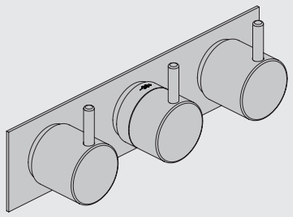

www.vola.com

vola

5000_V4_40998504
04-01-2023

5 705230 287317

vola.com	L	L1	L2	H	H1	D
5400DV	377 mm 14 3/4"	260 mm 10"	268 mm 10"	95 mm 3 3/4"	186mm 7 3/8"	70 mm 2 3/4"
5100, 5200V, 5300, 5400V, 5600V	475 mm 19 3/4"	355 mm 14"	367 mm 14 1/2"			
5100X, 5400NV, 5400TV	552 mm 21 3/4"	435 mm 17"	447 mm 17 5/8"			
5400FV, 5400RV	630 mm 25 1/2"	514 mm 20 3/8"	522 mm 20 1/2"			

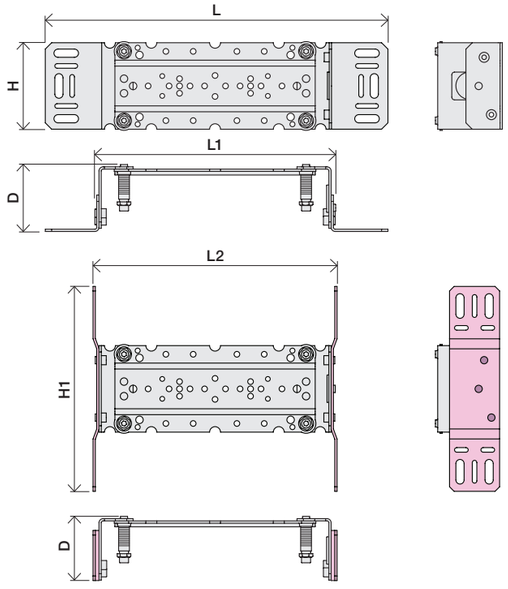

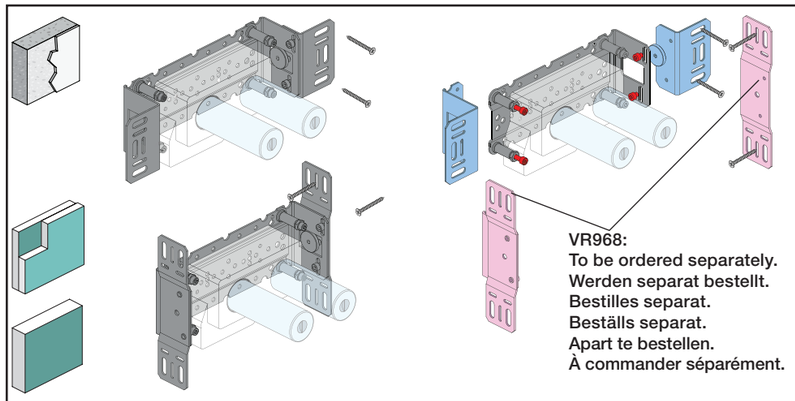

VR968:
To be ordered separately.
Werden separat bestellt.
Bestilles separat.
Beställs separat.
Apart te bestellen.
À commander séparément.

(A) Max.: 10 Bar/145 psi

Max. 65°C, 150°F

Data, l/min. / (Gpm) 3 Bar/43.5 Psi:

5100/5200V/5300: (A)

5400/5600: (A) - (B)

5400/5600A3: (A) - (C)

5400/5600A4: (A) - (D)

USA - For use with showerheads rated at 5.7 L/min. (1.5 gpm.)or higher.

AUS - Hot water inlet: Max. 50°C, 122°F. (AS 4032)

5400 5600	5400A3 5600A3	5400A4 5600A4	(A)	(M)	(B)	(M)	(C)	(M)	(D)
Out 2	Out 1	Out 1	32/(8.5)	16/(4.2)	-	-	-	-	-
Out 3	Out 2	Out 2	-		32/(8.5)	16/(4.2)	-	-	-
-	Out 3	Out 3	-	-	-		32/(8.5)	16/(4.2)	-
-	-	Out 4	-	-	-	-	-		32/(8.5)

(B) Check the local legislation.
Bitte die örtlichen Vorschriften überprüfen.
Tjek de lokale regler.
Kontrollera lokala föreskrifter
Nazitten lokale regelgeving.
Vérifiez la législation locale.

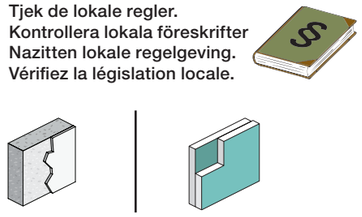



(C) DE:
Bitte separat beiliegende Anleitung für die Schallentkopplung VR972 beachten

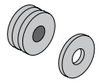

(D)

Box till inbyggnadsblandare.
Boks til indbygningsblander.
Laatikko seinäasenteiselle sekoittajalle.

Ingår inte i leveransen, köps separat.
Ikke inkludert, kjøpes separat.
Eivät sisälly tilaukseen, ostettava erikseen.

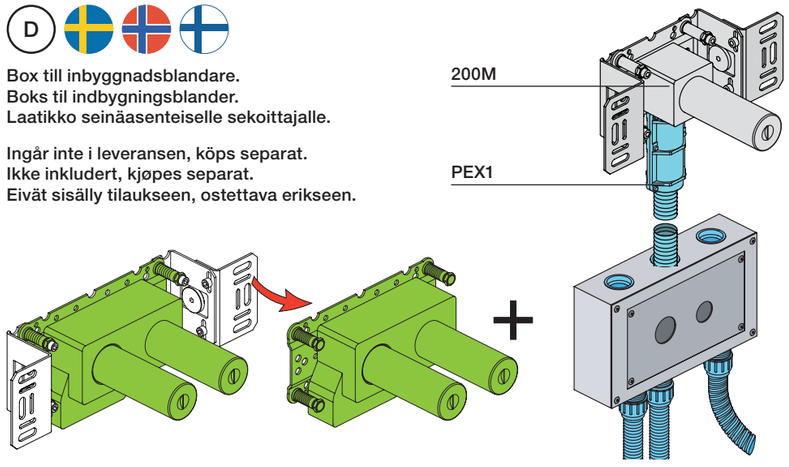

Extension
Verlängerung
Forlængerdele
Förlängning
Aanpassing
Modification

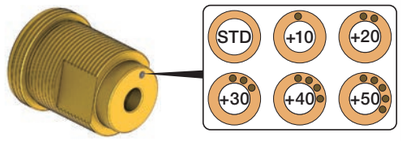

T Min. 3 mm
Max 65 mm

Y Min. 48 mm
Max. 110 mm

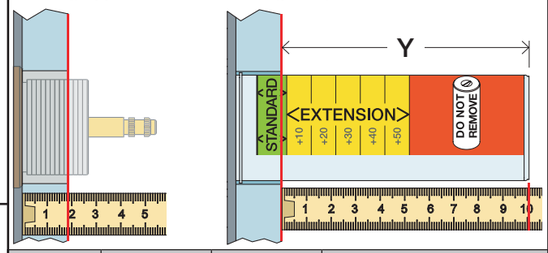

	T	Y	VR5250/VR5410/VR2019
	3 - 15 mm	110 - 98 mm	Std.
	15 - 25 mm	98 - 88 mm	+10
	25 - 35 mm	88 - 78 mm	+20
	35 - 45 mm	78 - 68 mm	+30
	45 - 55 mm	68 - 58 mm	+40
	55 - 65 mm	58 - 48 mm	+50

Extension, retrofit
Verlängerung, nachträglicher Einbau
Forlængerdele, eftermontering
Förlängning, eftermontering
Aanpassing na montage
Modification aprés installation

X 52 - 0 mm

X -15 - 0 mm

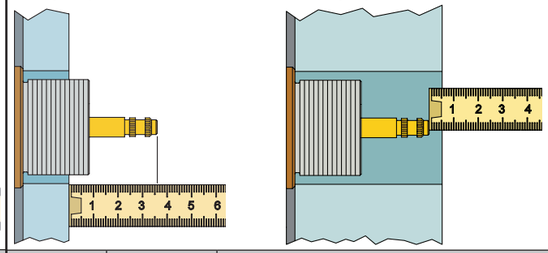

	X	VR5250/VR5410/VR2019
	37 - 49 mm	Std.
	27 - 37 mm	+10
	17 - 27 mm	+20
	7 - 17 mm	+30
	-3 - 7 mm	+40
	-13 - -3 mm	+50

Fitting of extension
Montage von verlängerung
Montering af forlængerdele
Montering av förlängning
Montage van de verlengstukken
Montage des rallonges

VR5250



VR2019+, VR2119+

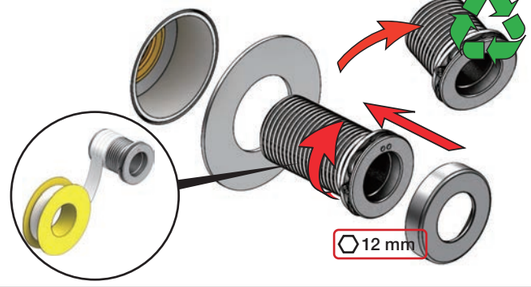

VR5410

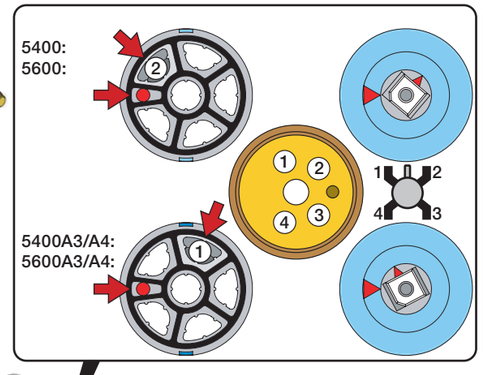

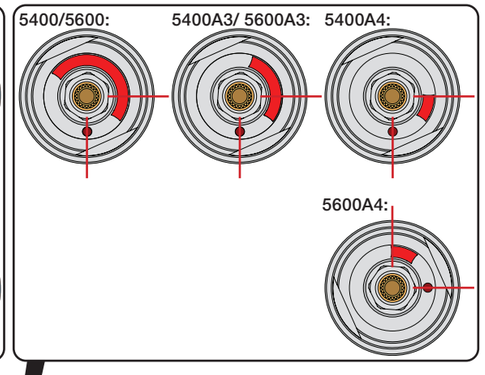

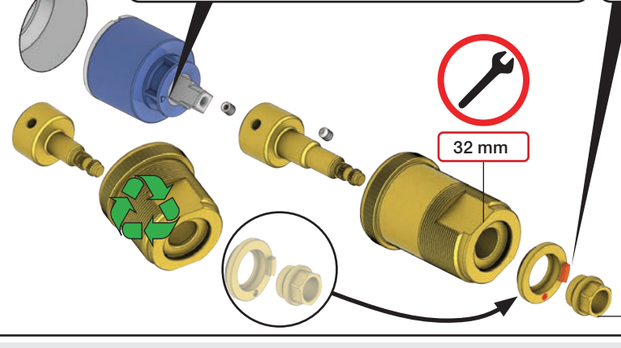

VR5411

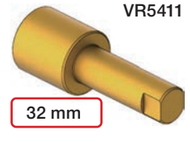

vola

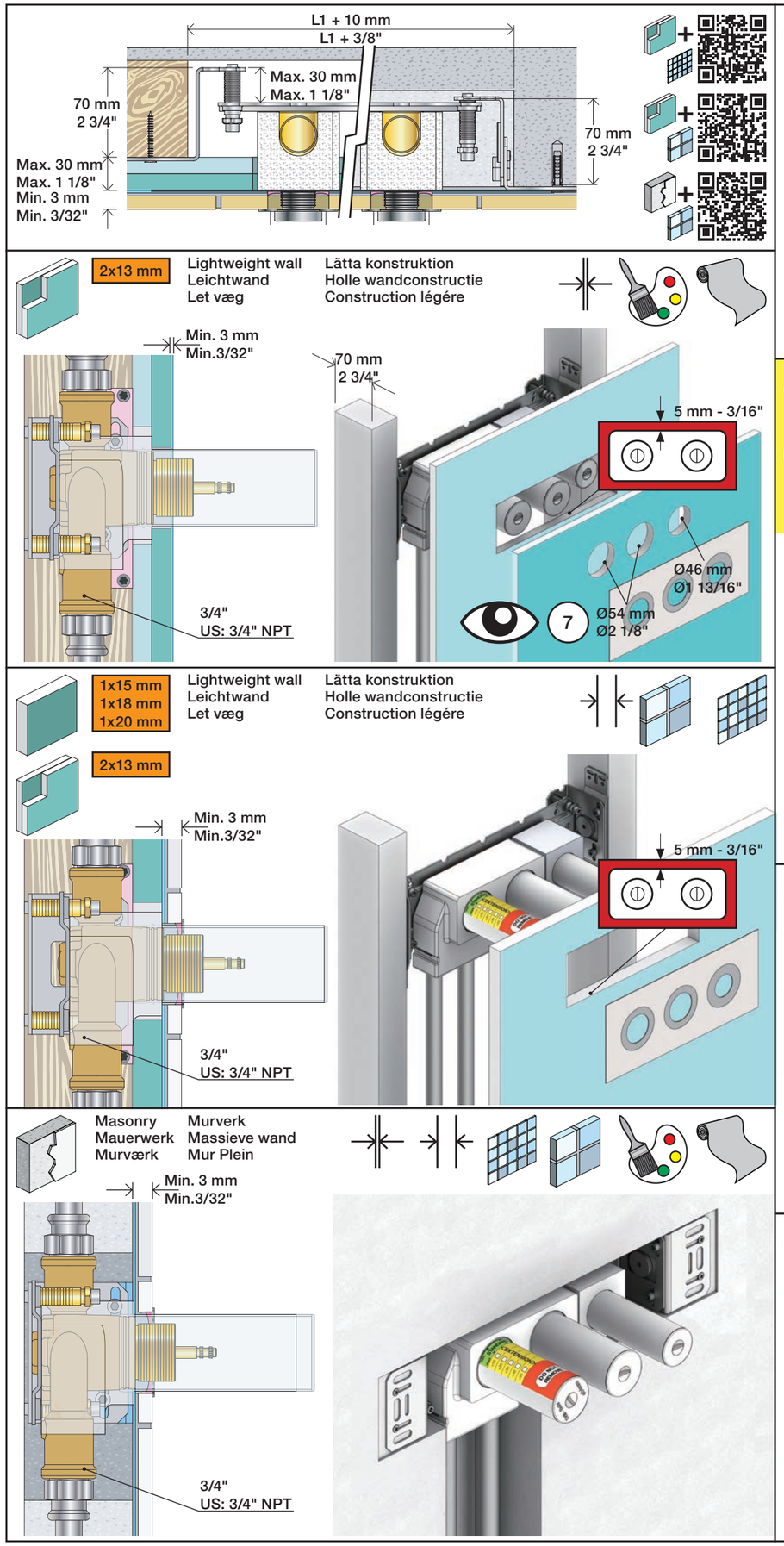
L1 + 10 mm
L1 + 3/8"
Max. 30 mm
Max. 1 1/8"
70 mm
2 3/4"
Max. 30 mm
Max. 1 1/8"
Min. 3 mm
Min. 3/32"
70 mm
2 3/4"
2x13 mm
Lightweight wall
Leichtwand
Let væg
Lätta konstruktion
Holle wandconstructie
Construction légère
Min. 3 mm
Min.3/32"
70 mm
2 3/4"
5 mm - 3/16"
Ø46 mm
Ø1 13/16"
7
Ø54 mm
Ø2 1/8"
3/4"
US: 3/4" NPT
1x15 mm
1x18 mm
1x20 mm
Lightweight wall
Leichtwand
Let væg
Lätta konstruktion
Holle wandconstructie
Construction légère
2x13 mm
Min. 3 mm
Min.3/32"
5 mm - 3/16"
3/4"
US: 3/4" NPT
Masonry
Mauerwerk
Murværk
Murverk
Massieve wand
Mur Plein
Min. 3 mm
Min.3/32"
3/4"
US: 3/4" NPT

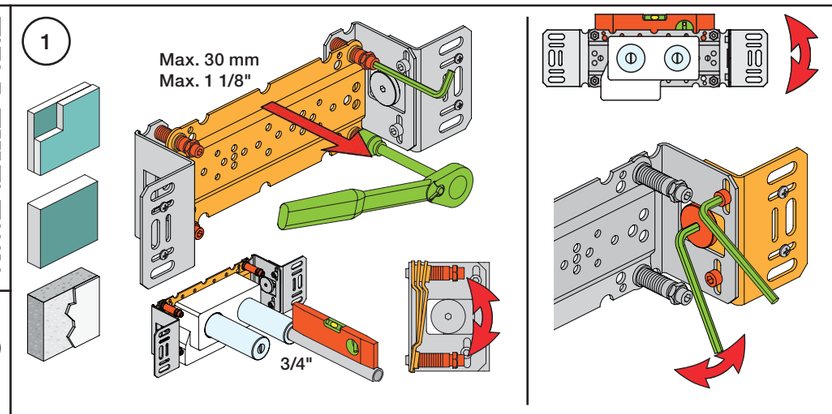
1
Max. 30 mm
Max. 1 1/8"
3/4"

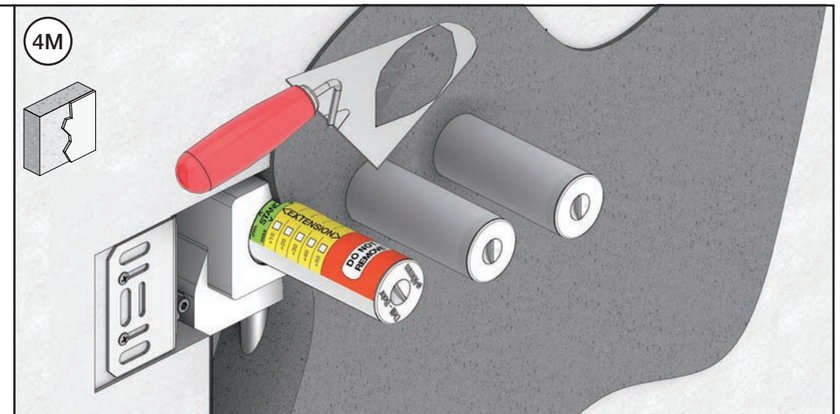
4M

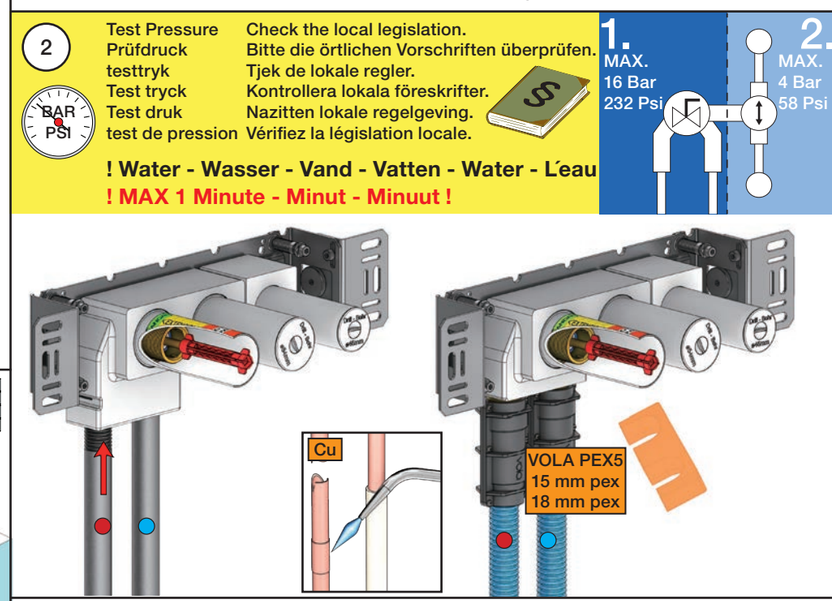
2
Test Pressure
Prüfdruck
testtryk
Test tryck
Test druk
test de pression
Check the local legislation.
Bitte die örtlichen Vorschriften überprüfen.
Tjek de lokale regler.
Kontrollera lokala föreskrifter.
Nazitten lokale regelgeving.
Vérifiez la législation locale.
BAR
PSI
! Water - Wasser - Vand - Vatten - Water - L´eau
! MAX 1 Minute - Minut - Minuut !
1.
MAX.
16 Bar
232 Psi
2.
MAX.
4 Bar
58 Psi
Cu
VOLA PEX5
15 mm pex
18 mm pex

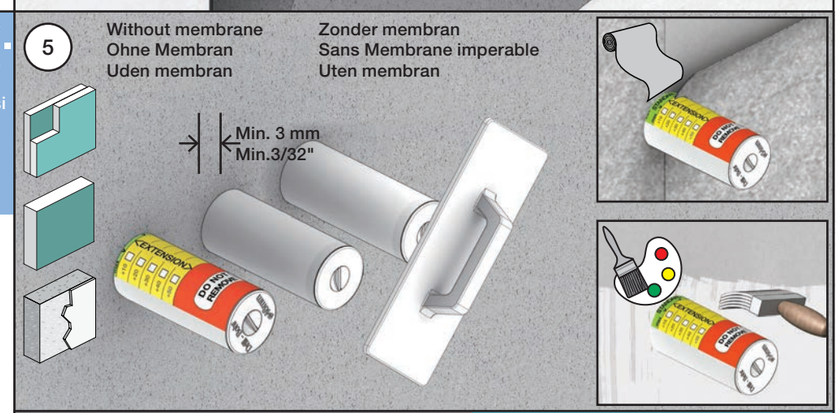
5
Without membrane
Ohne Membran
Uden membran
Zonder membran
Sans Membrane imperable
Uten membran
Min. 3 mm
Min.3/32"

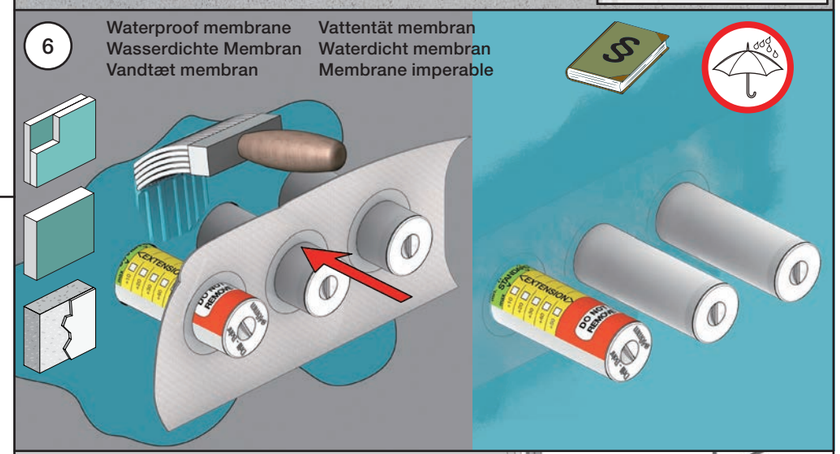
6
Waterproof membrane
Wasserdichte Membran
Vandtæt membran
Vattentät membran
Waterdicht membran
Membrane imperable

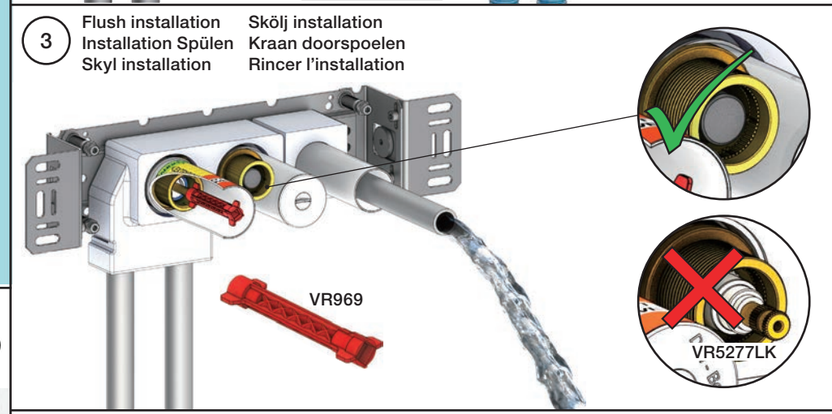
3
Flush installation
Installation Spülen
Skyl installation
Skölj installation
Kraan doorspoelen
Rincer l'installation
VR969
VR5277LK

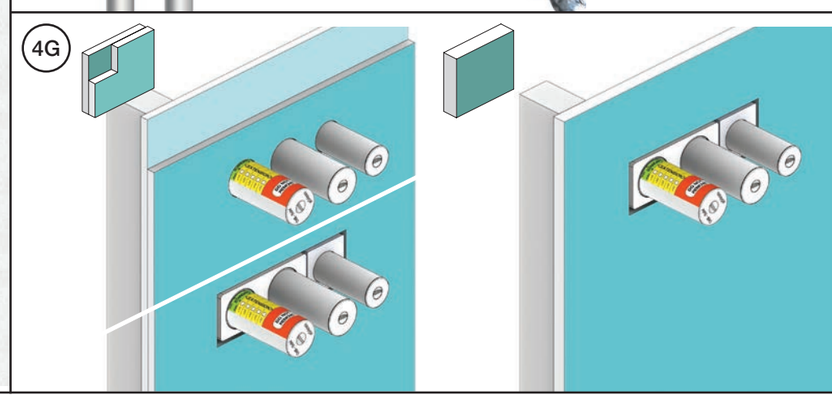
4G

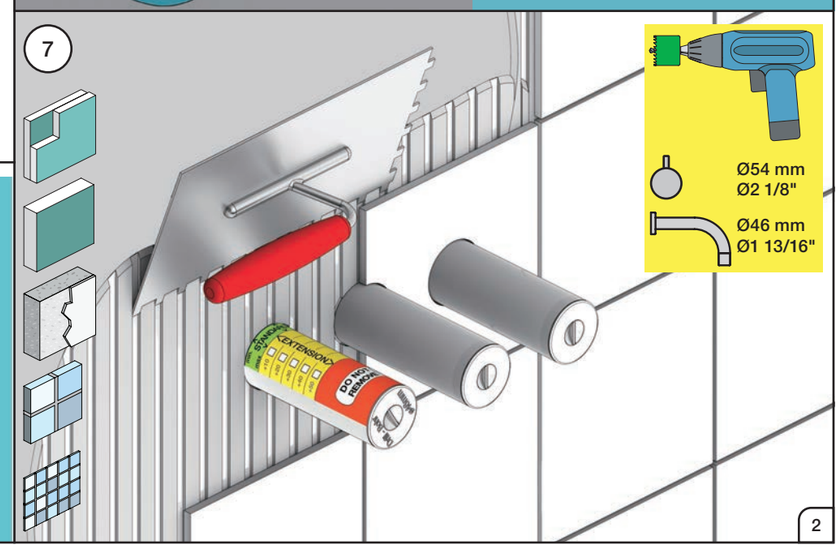
7
Ø54 mm
Ø2 1/8"
Ø46 mm
Ø1 13/16"

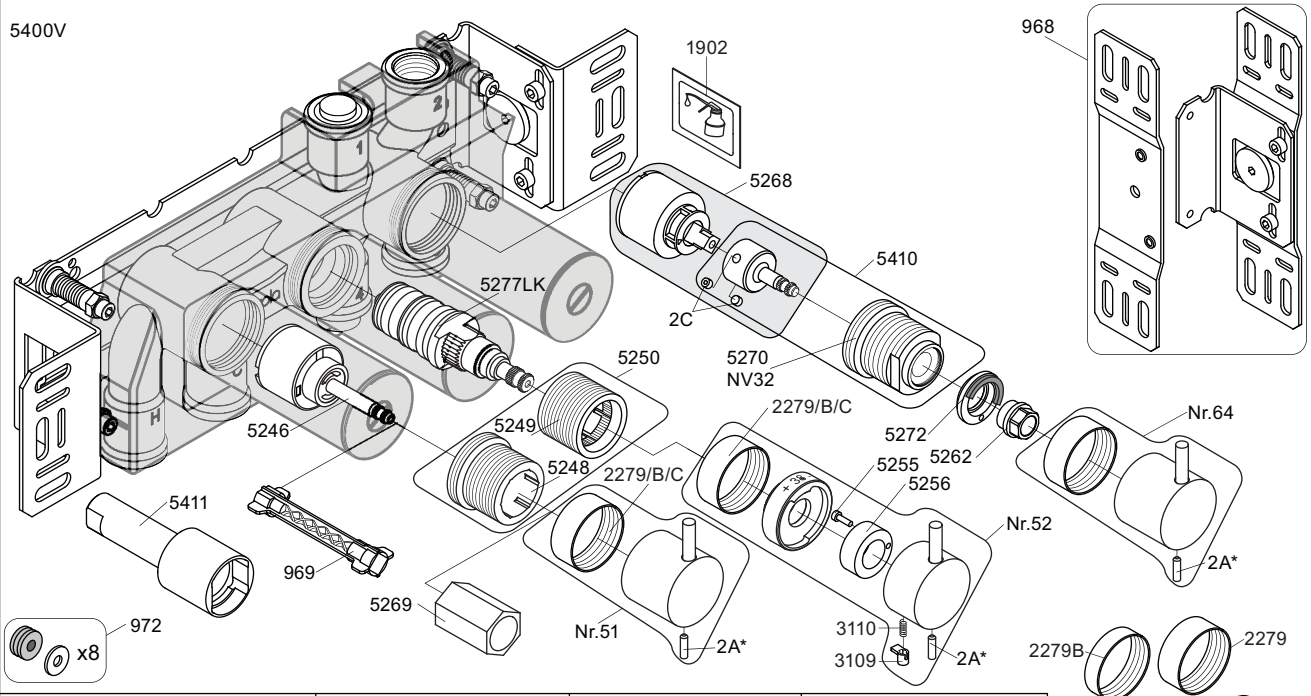

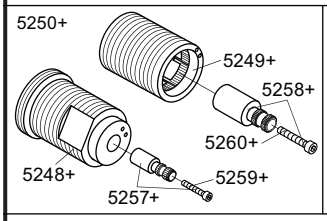

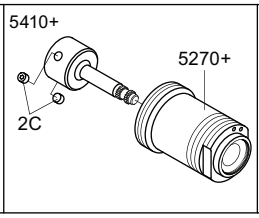

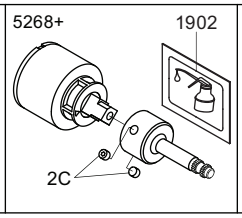

2A* Color

VR2A-Steel:	Standard
VR2A-F60:	F17-F27-F60
VR2A-F63:	F63-F64
VR2A-F65:	F19-F65-F70

NR51:	VR5251, VR2279+B+C, VR2A
NR52:	VR2A, VR5252, VR5253, VR5255, VR5256, VR2279+B+C, VR3113, VR2A
NR64:	VR5251, VR2279+B+C, VR2A
VR3113:	VR3109, VR3110, VR5255
VR5250+:	VR5248+, VR5249+, VR5257, VR5258, VR5259, VR5260
VR5257+:	VR5257+, VR5259+
VR5258+:	VR5258+, VR5260+
VR5268+:	2xVR2C, VR1902, VR5268
VR5410+:	2xVR2C, VR5270+

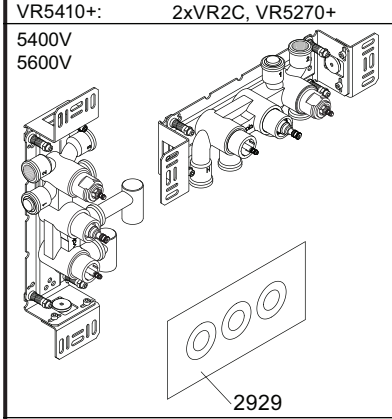

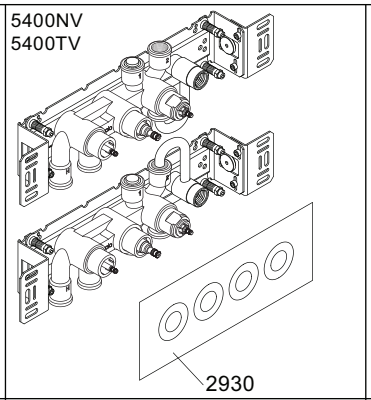

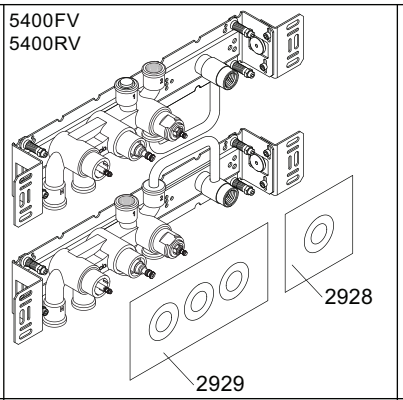

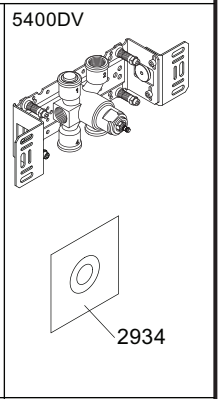

5003B	5004B	5004L	
3x2001	3x2001, 001	3x2001, 001	2001

vola
Lunavej 2
DK-8700 Horsens
Tlf : + 45 7023 5500
sales@vola.com
www.vola.com

VOLA 5400V

5400FV, 5400NV
5400RV, 5400TV
5600V

Date
May 22

Rev.
5

Sheet
SB 10.54