VOLA 600, 700, 700V, 900, 1500
VOLA 800, 800V, 800N, 800NV, 800T, 800TV
VOLA S20V, S40V

Fitting instruction | Monteringsvägledning
Montageanleitung | Montage hanleiding
Monteringsvejledning | Manuel de montage

GODKENDT TIL DRIKKEVAND

04/00034
04/00049
04/00178

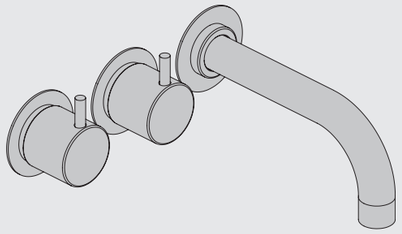

www.vola.com

vola

600_V3_40998507
02-10-2023

5 705230 290027

vola.com	L	L1	L2	H	H1	D
S20V	276 mm 10 7/8"	160 mm 6 1/4"	168 mm 6 5/8"	95 mm 3 3/4"	186 mm 7 3/4"	70 mm 2 3/4"
S40V, 900	377 mm 14 3/4"	260 mm 10"	268 mm 10"			
600, 700V, 800V, 1500	475 mm 18 3/4"	355 mm 14"	367 mm 14 1/2"			
80NV, 800TV	552 mm 21 3/4"	435 mm 17"	447 mm 17 5/8"			

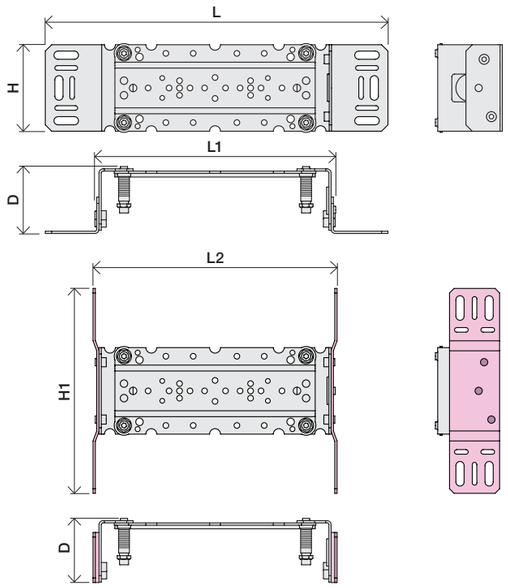

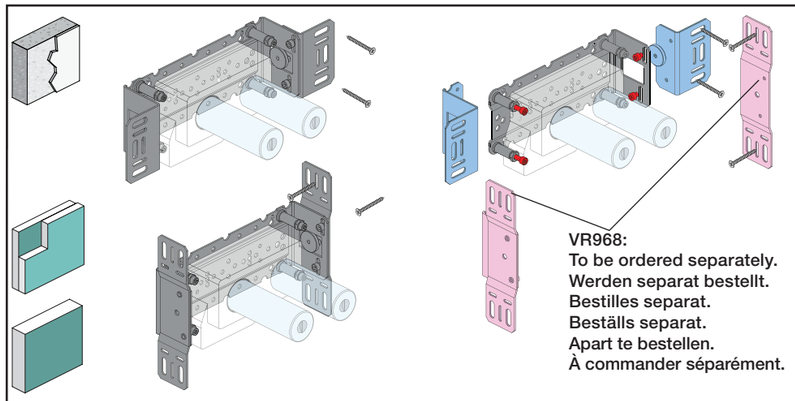

VR968:
To be ordered separately.
Werden separat bestellt.
Bestilles separat.
Beställs separat.
Apart te bestellen.
À commander séparément.

A

Max.: 10 Bar/145 psi

Max. 65°C, 150°F

Data, l/min. / (Gpm) 3 Bar/43.5 Psi:

Data, 3 Bar/43.5 Psi:

Max:	l/min.	Gal/min.
600:	65	17.2
700V:	65	17.2
800V:	34	9.0
900:	30	8.0
1500:	65	17.2

B

Check the local legislation.
Bitte die örtlichen Vorschriften überprüfen.
Tjek de lokale regler.
Kontrollera den lokala lagstiftning.
Verifieer de lokale regelgeving.
Vérifiez la législation locale.



C

DE:
Bitte separat beiliegende Anleitung für die Schallentkopplung VR972 beachten

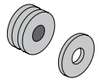

D

Box till inbyggnadsblandare.
Boks til indbygningsblander.
Laatikko seinäasenteiselle sekoittajalle.

Ingår inte i leveransen, köps separat.
Ikke inkludert, kjøpes separat.
Eivät sisälly tilaukseen, ostettava erikseen.

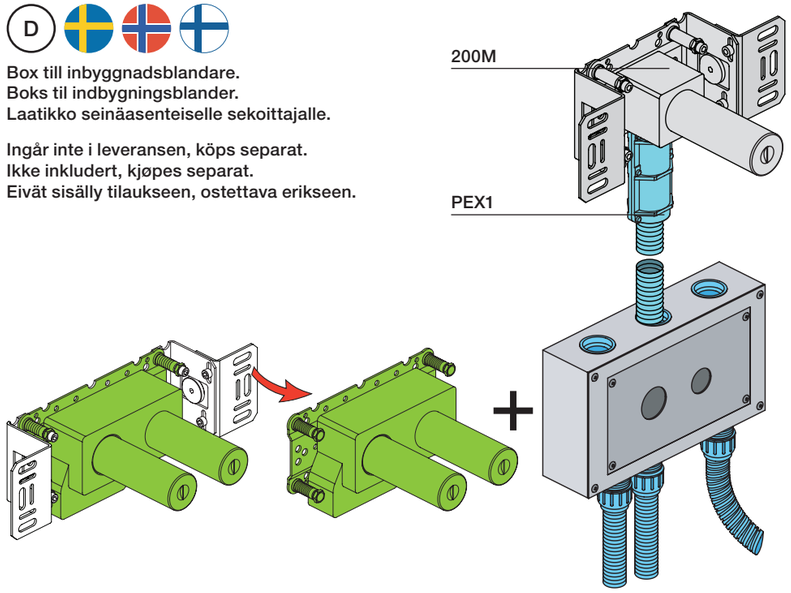

Extension
Verlängerung
Forlængerdele
Förlängning
Aanpassing
Modification

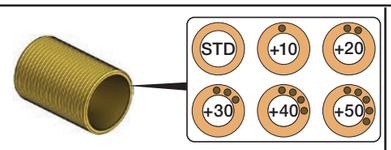

Extension, retrofit
Verlängerung, nachträglicher Einbau
Forlængerdele, eftermontering
Förlängning, eftermontering
Aanpassing na montage
Modification aprés installation

VR697
VR698

600, 700V, 800V: 2xVR697
1500: 1xVR697+1xVR698
900: 1xVR697

T Min. 5 mm
Max 65 mm

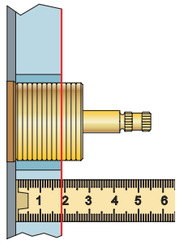

Y Min. 48 mm
Max. 110 mm

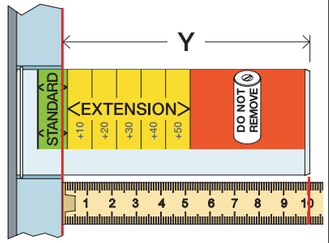

X 48 - 0 mm

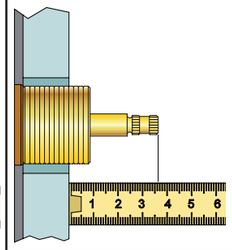

X -15 - 0 mm

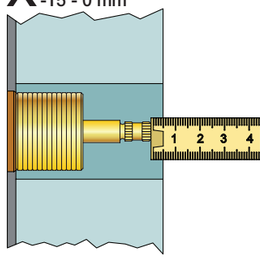

T	Y	VR697/VR1400/VR2019
5 - 15 mm	110 - 98 mm	Std.
15 - 25 mm	98 - 88 mm	+10
25 - 35 mm	88 - 78 mm	+20
35 - 45 mm	78 - 68 mm	+30
45 - 55 mm	68 - 58 mm	+40
55 - 65 mm	58 - 48 mm	+50

X	VR697/VR1400/VR2019
36 - 50 mm	Std.
26 - 36 mm	+10
16 - 26 mm	+20
6 - 16 mm	+30
-4 - 6 mm	+40
-14 - -4 mm	+50

Fitting of extension
Montage von verlängerung

Montering af forlængerdele
Montering av förlängning

Montage van de verlengstukken
Montage des rallonges

VR697+

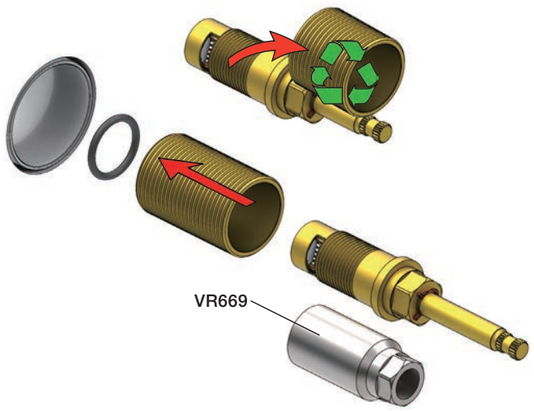

VR2019+, VR2119+

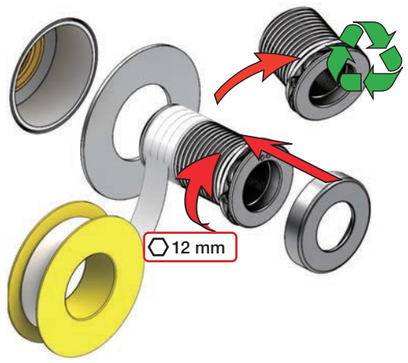

VR1400+

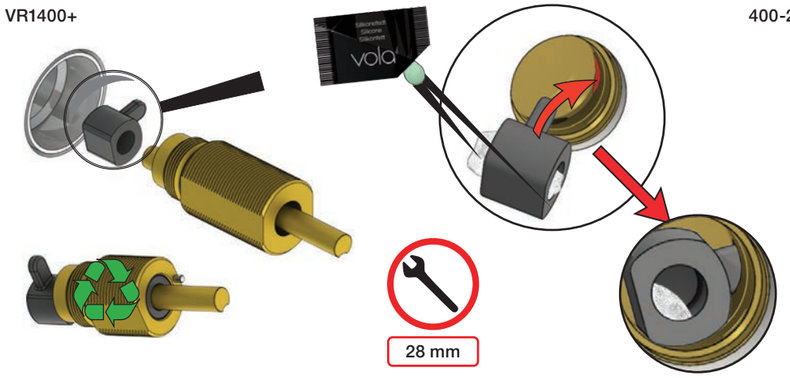

400-2400



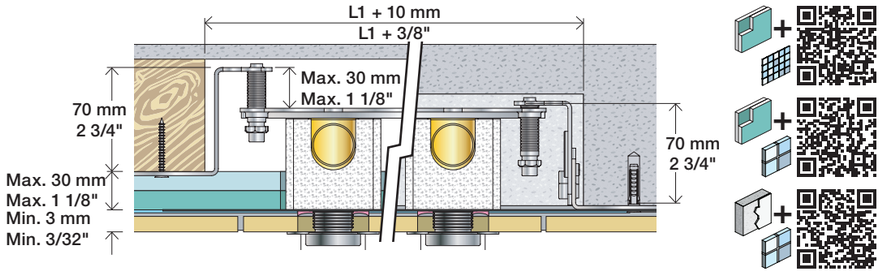

2x13 mm

Lightweight wall
Leichtwand
Let væg

Lätta konstruktion
Holle wandconstructie
Construction légére

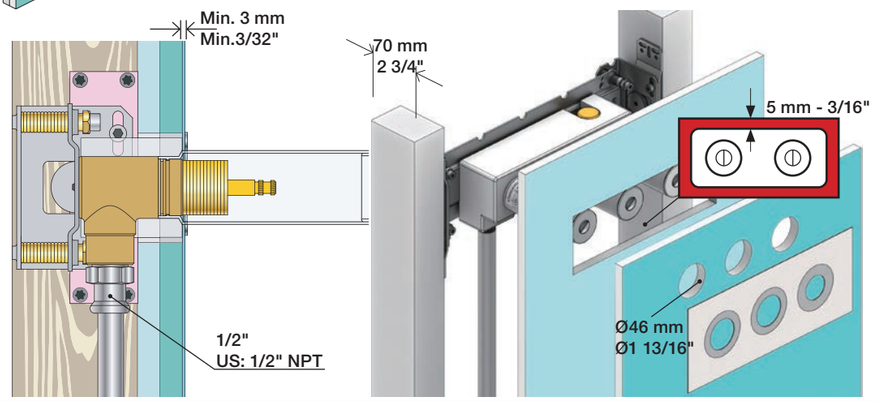

1x15 mm
1x18 mm
1x20 mm

Lightweight wall
Leichtwand
Let væg

Lätta konstruktion
Holle wandconstructie
Construction légére

2x13 mm

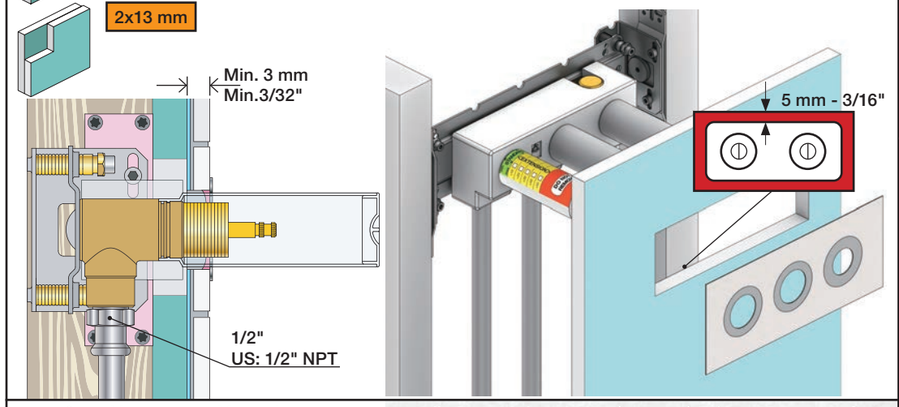

Masonry
Mauerwerk
Murværk

Murverk
Massieve wand
Mur Plein

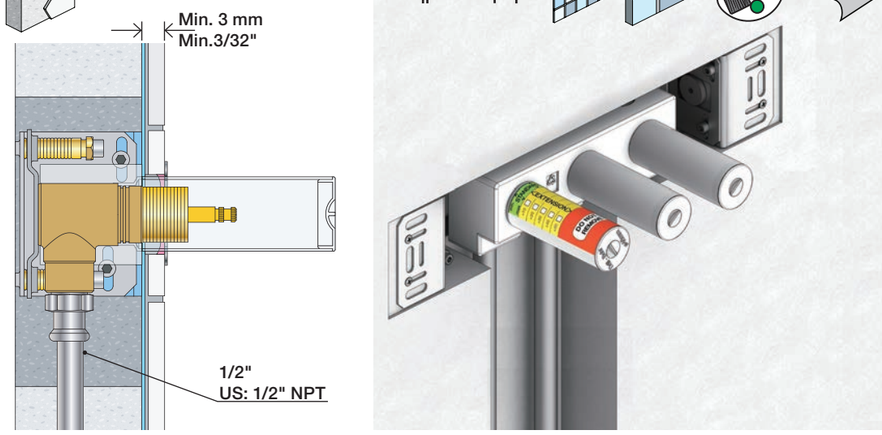

1

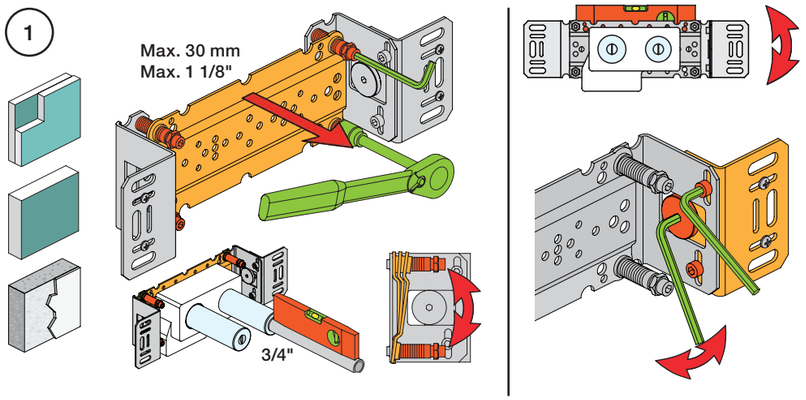

2

Test Pressure
Prüfdruck
testtryk
Test tryck
Test druk
test de pression

Check the local legislation.
Bitte die örtlichen Vorschriften überprüfen.
Tjek de lokale regler.
Kontrollera den lokala lagstiftning.
Verifieer de lokale regelgeving.
Vérifiez la législation locale.

! Water - Wasser - Vand - Vatten - Water - L´eau

! MAX 1 Minute - Minut - Minuut !

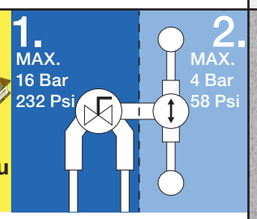

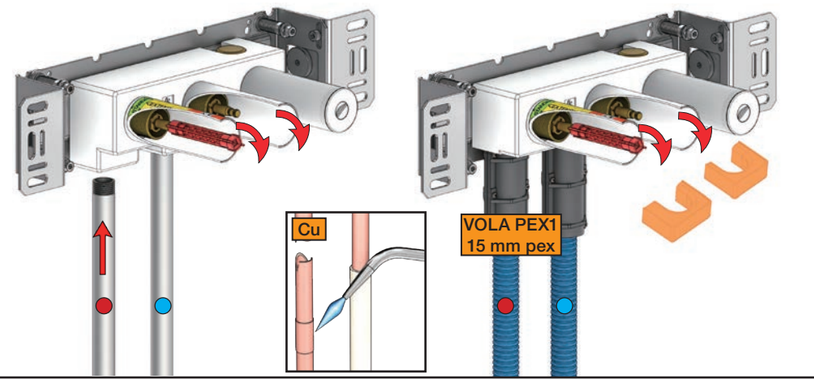

3

Flush installation
Installation Spülen
Skyl installation
Skölj installation
Kraan doorspoelen
Rincer l'installation

VR969



4G

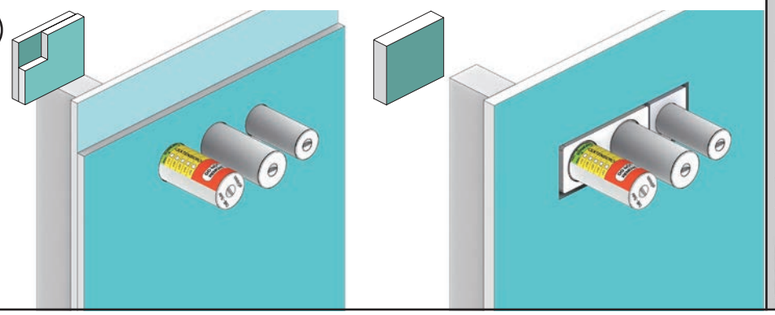

4M

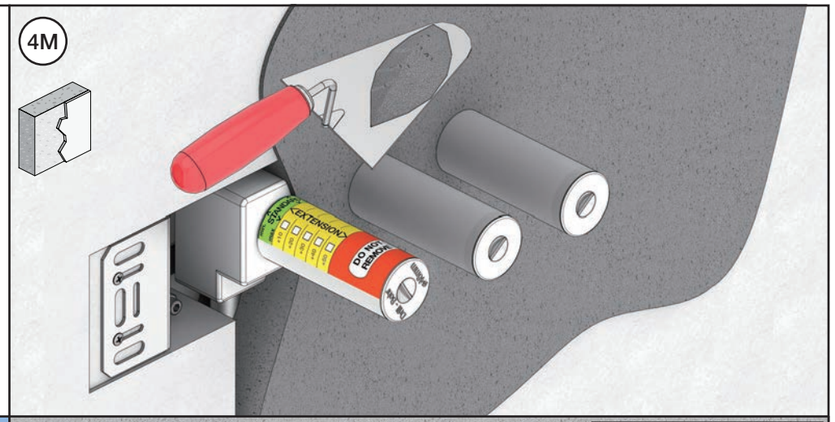

5

Without membrane
Ohne Membran
Uden membran

Zonder membran
Sans Membrane imperable
Uten membran

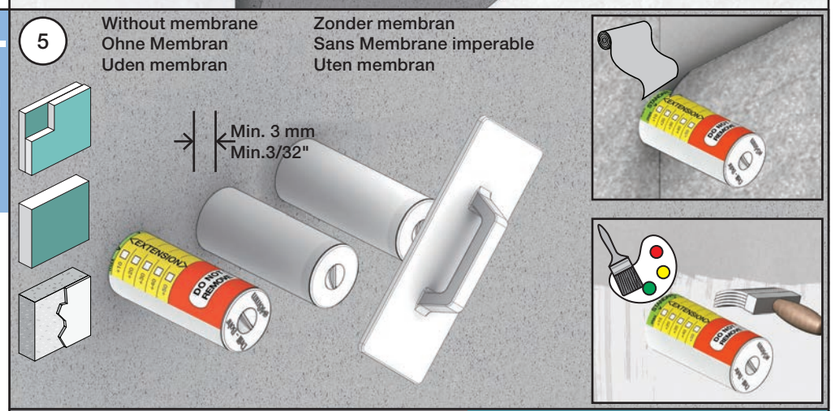

6

Waterproof membrane
Wasserdichte Membran
Vandtæt membran

Vattentät membran
Waterdicht membran
Membrane imperable

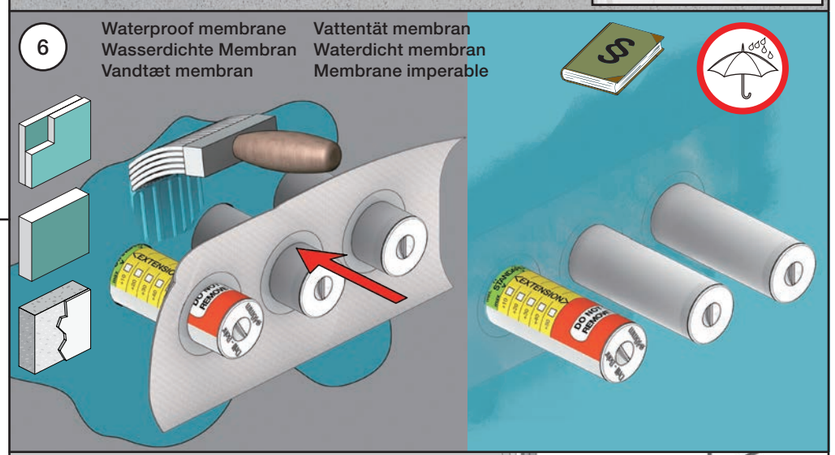

7

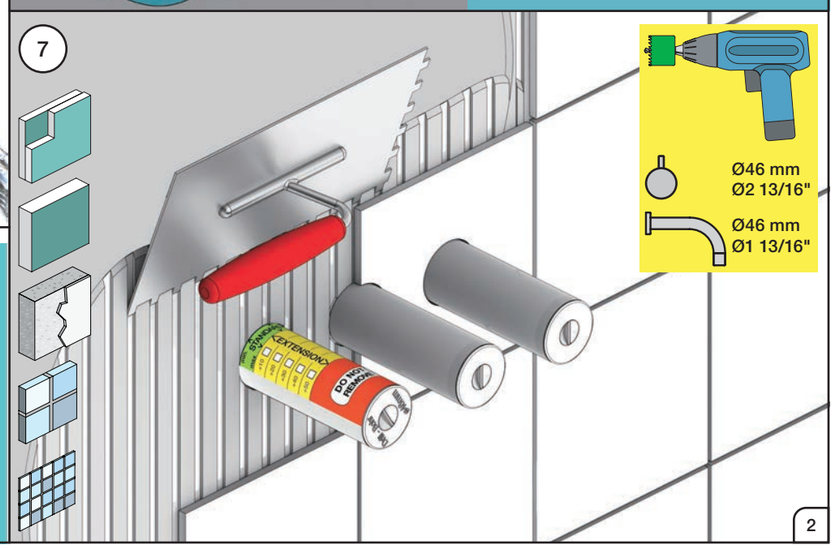

800V

406
1400+
2213+
403
21
2205+
1400
406
2213
403
21
2205
665
NR19
2A
23
21
666
697
665
669
697K
697K+
23 - 2.5 mm
NR17
968
2A
23
1902
1410
1411
972
x8

NR17:	VR2A, VR23, VR665, VR667
NR19:	VR2A, VR23, VR665, VR1419
VR697K:	VR21, VR23, VR666, VR669, VR697
VR1400:	VR21, VR23, VR406, VR1902, VR2213

800V

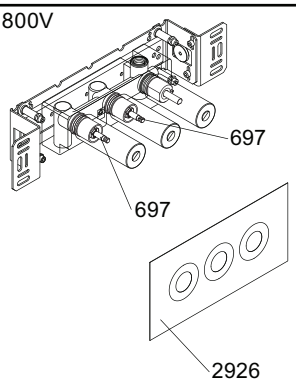

800NV

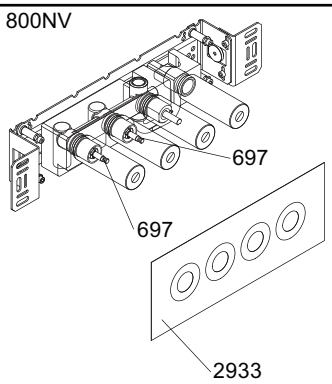

800TV

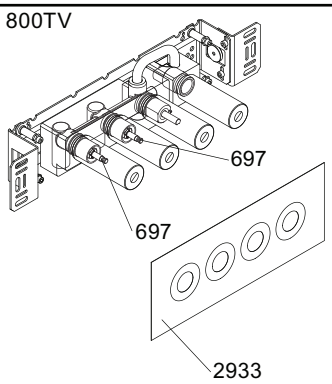

1037

004

3x001G

3x001G, 001

vola
Lunavej 2
DK-8700 Horsens
Tlf : + 45 7023 5500
sales@vola.com
www.vola.com

VOLA 800V
800NV, 800TV

Date
May 22

Rev.
5

Sheet
SB 7.3